



# Macsome Audiobook Converter for Windows

## User Manual

### Overview

- [Introduction](#)
- [Key Features](#)
- [System Requirements](#)

### Purchase & Registration

- [Purchase Macsome](#)
- [Register Macsome](#)

### Installation & Interface

- [Installation](#)
- [Main Interface](#)
- [Menu](#)
- [Language Bar](#)

### Tutorials

- [Add Audible Audiobooks](#)
- [Delete Audible Files](#)
- [Customize Output Settings](#)
- [Convert Audible Audiobooks](#)
- [Convert Audible Podcasts](#)
- [View Conversion History](#)

### Support & Contact

- [Support](#)
- [Contact Us](#)



## Overview

- [Introduction](#)
- [Key Features](#)
- [System Requirements](#)

### Introduction

Thank you for using Macsome Audiobook Converter Windows version.

[Macsome Audiobook Converter Windows version](#) is a professional Audible audiobooks Converter. With it, you can convert Audible aa or aax files to MP3, M4B and M4A with up to 300X faster conversion speed.

Besides, Audiobook Converter for Win lets you convert audiobooks with ID3 tags kept after converting, including Title, Artist, Author, Year, Genre, Comments, etc.

If you want to keep chapters after conversion, you can select M4A as the output format.

Macsome Audiobook Converter also supports downloading the **Audible audio books and podcasts** from Audible.com. What's more, it can also convert audio books in the **Audible Plus** catalog.

### Key Features

- Download Audible audio books with its original high quality
- Support convert audio books and podcasts from Audible.com directly
- Support convert audio books in the Audible Plus catalog.
- Convert Audible audio books to MP3/M4A/M4B at up to 300x speed
- Remain the ID3 Tags information of tracks after conversion

### System Requirements

- Operating System: Windows 7, 8, 10, 11 (32-bit & 64-bit).
- RAM: 512M or higher RAM.
- Processor: 1G Hz Intel processor or above CPU.
- Monitor: 1024\*768 resolution display or higher Monitor.



## Purchase & Registration

- [Purchase Macsome Audiobook Converter for Windows](#)
- [Register Macsome Audiobook Converter for Windows](#)

### Purchase Macsome Audiobook Converter for Win

#### Quick Link:

To learn more and download the latest version of Macsome Audiobook Converter for Windows, please visit to its homepage:

<https://www.macsome.com/audio-book-converter-win/>

To buy a license key for Macsome Audiobook Converter for Windows, please visit its online store:

<https://www.macsome.com/audio-book-converter-win/online-tutorial.html>

#### 1. Why should I buy Windows version of Macsome Audiobook Converter?

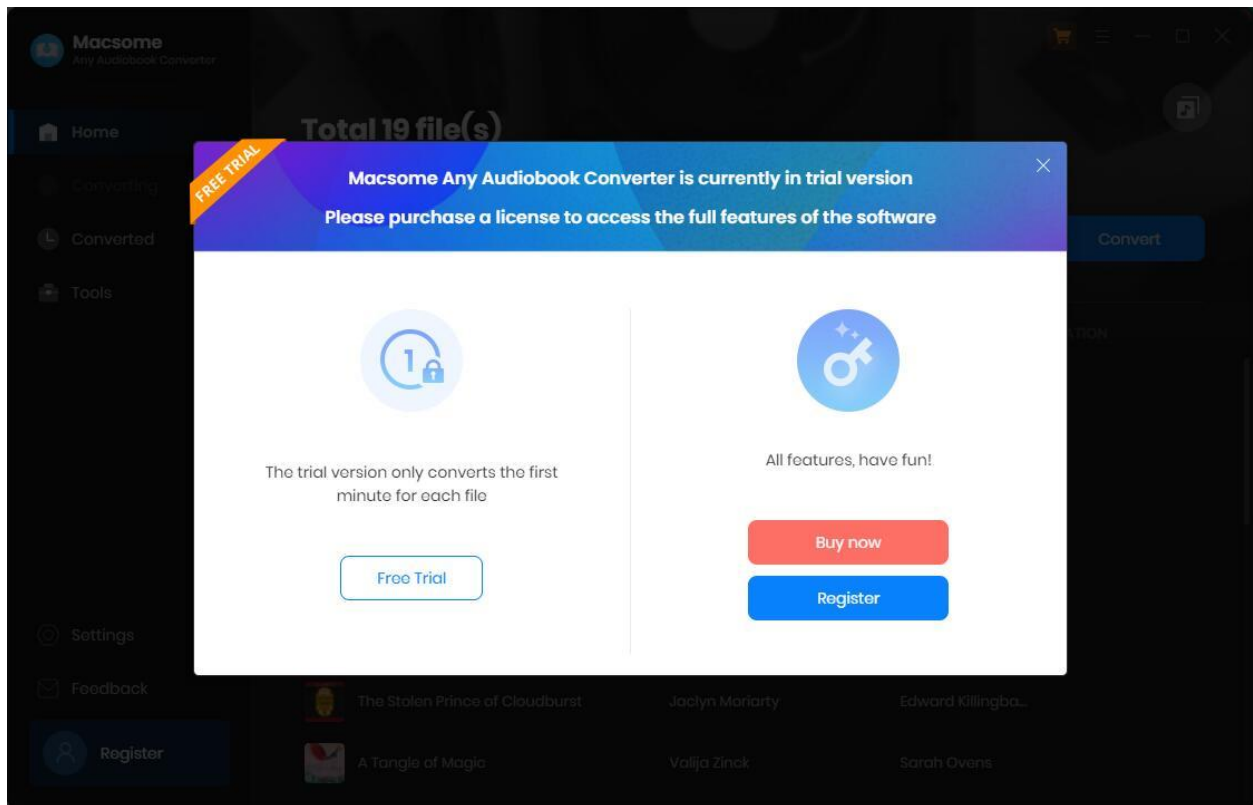
Macsome Audiobook Converter Windows version is a shareware. It offers a free trial version.

When you choose to convert content from the Audible Library, the free trial version allows you to convert 1 minute for each file.

After purchasing the program, you will be provided a license with your user ID and key code to unlock this limit.

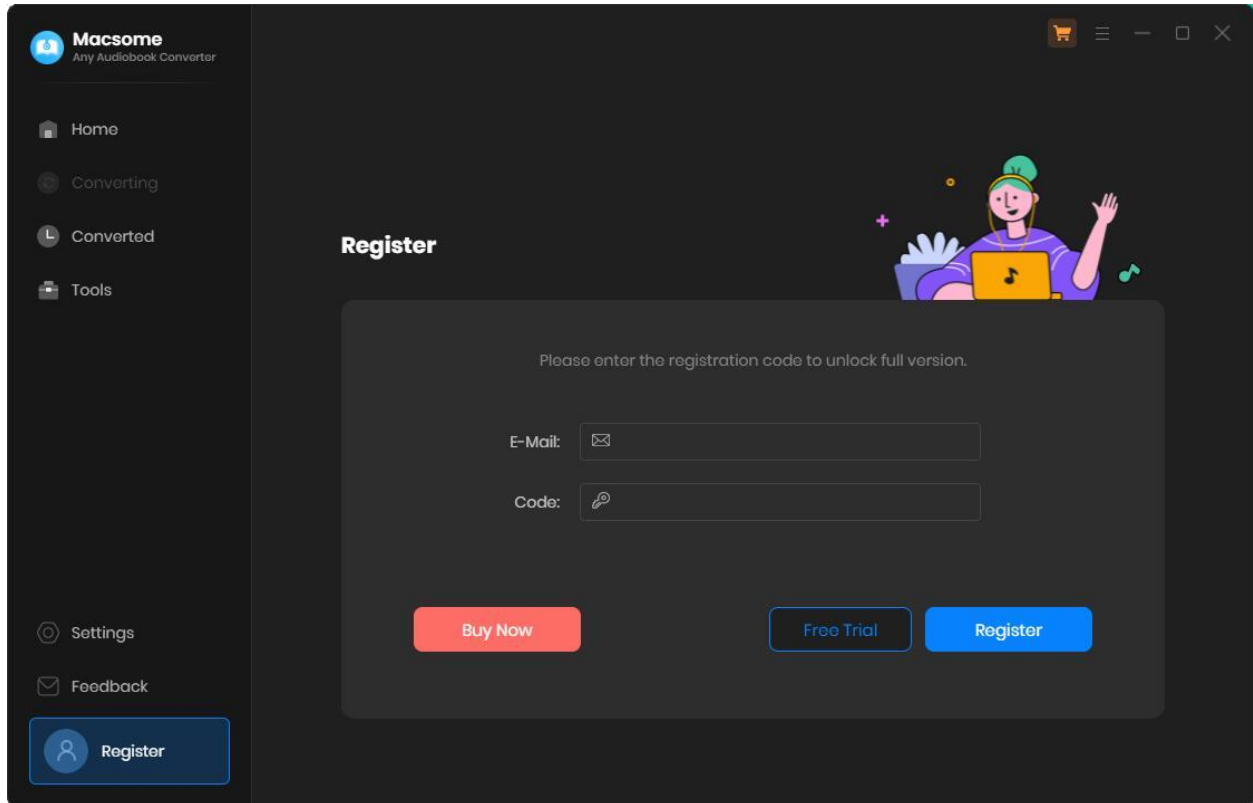
#### 2. What benefits do I have after registration?

- You can convert audiobooks without time limitation.
- You can enjoy lifetime FREE upgrades to the latest versions of the same product.
- You can enjoy FREE technical supports.

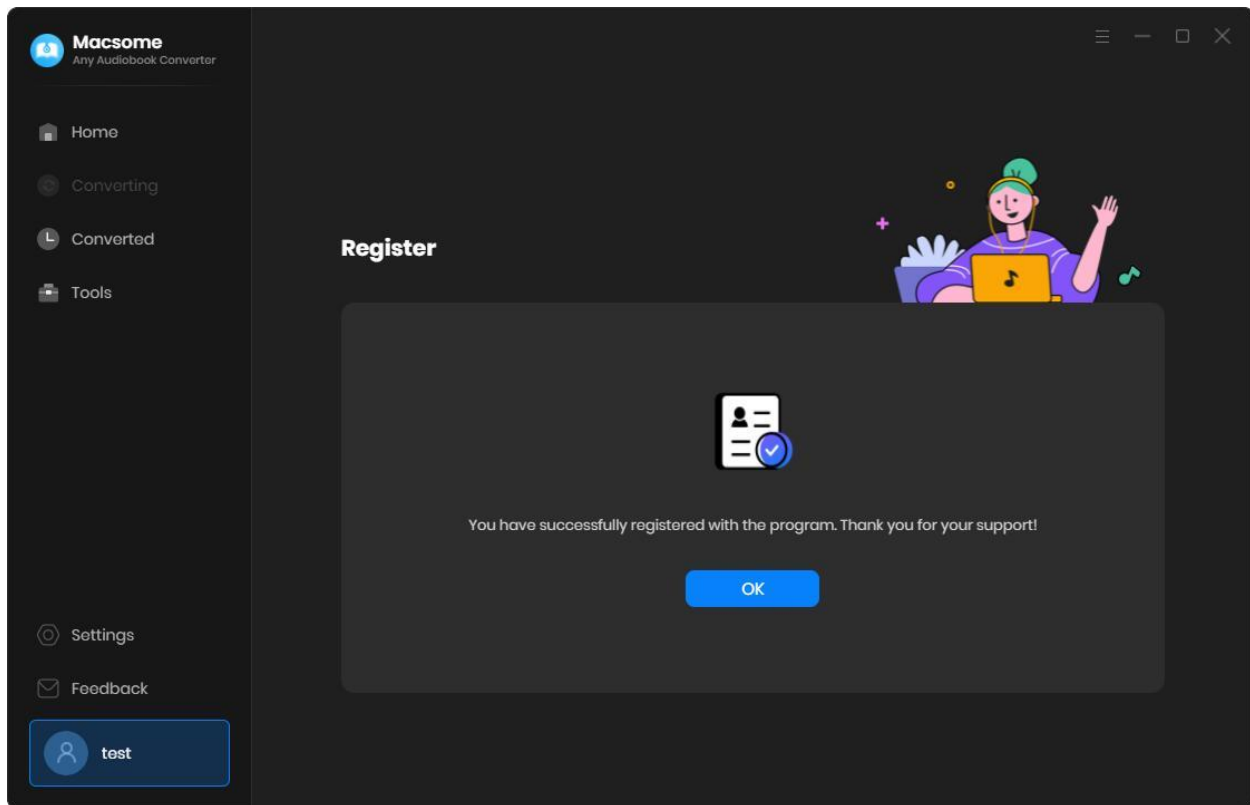


## Register Macsome Audiobook Converter for Win

**Step 1.** Run Macsome Audiobook Converter for Win. You can directly click the "Register" in the lower-left, and you will get the registration window.

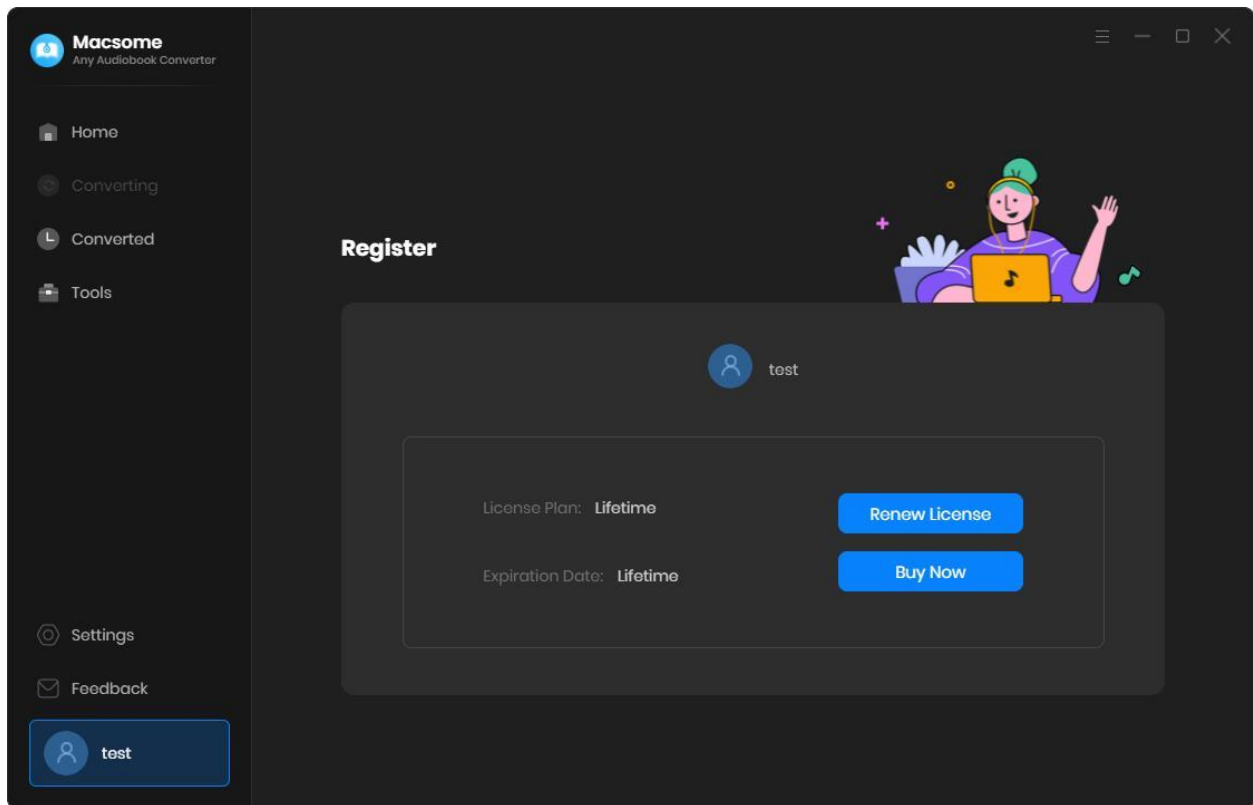


**Step 2.** Copy and paste the registration Email and Code into the registration popup dialog.



**Note:** The registration info is case sensitive. And, please do not add blank at the beginning or the end of the word. Make sure both the Email address and key code are the same as what we provided in the confirmation email after purchasing the program.

After the renewal, you will receive a new license. Please launch Macsome Audibook Converter, from the menu list, click "**Register - Renew License**" and activate it again via the new code.






## Installation & Interface

- [Installation](#)
- [Main Interface](#)
- [Menu](#)
- [Language Bar](#)

### Installation

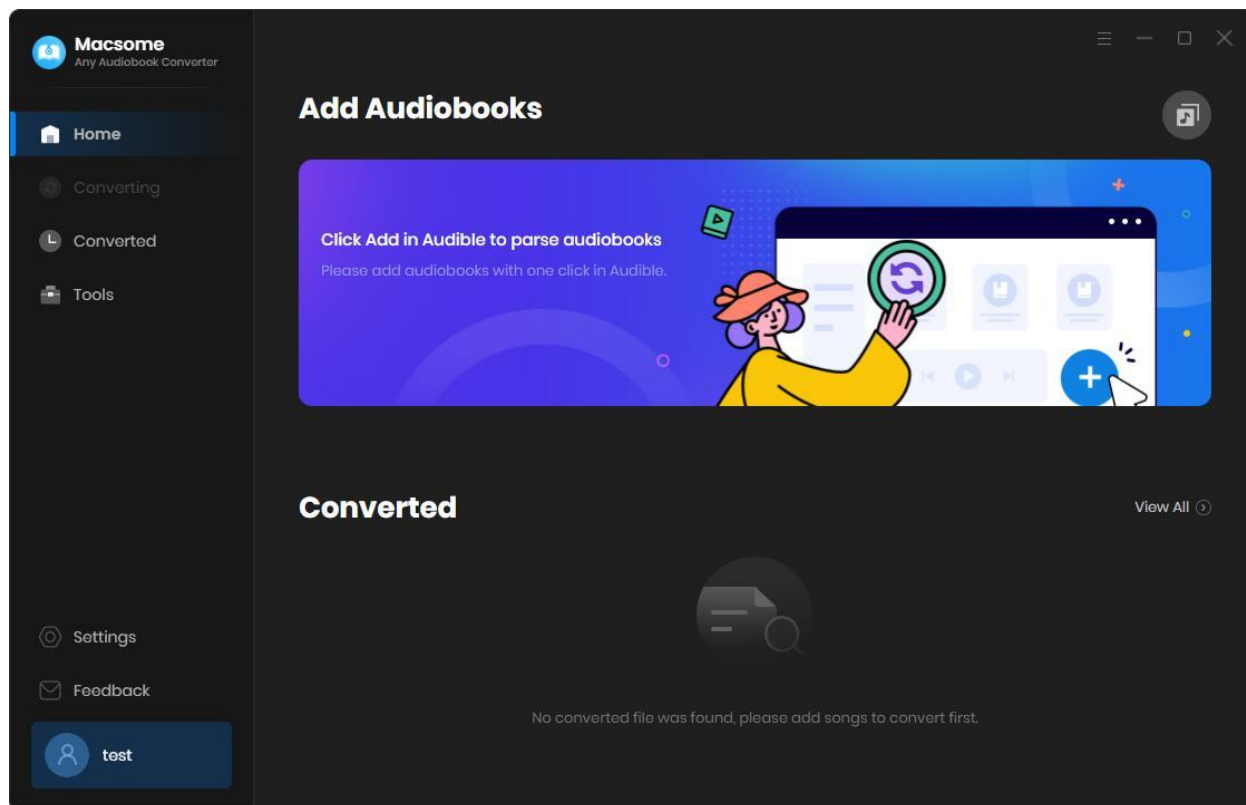
To install this product, please follow the steps below:

1. Download Macsome Audiobook Converter Windows version from [Download Page](#).
2. Double click the installation file **audiobook-converter-win.exe** to install the program.
3. Follow the instruction to finish the installation.
4. Then you will see there is an icon of the program  on the desktop.



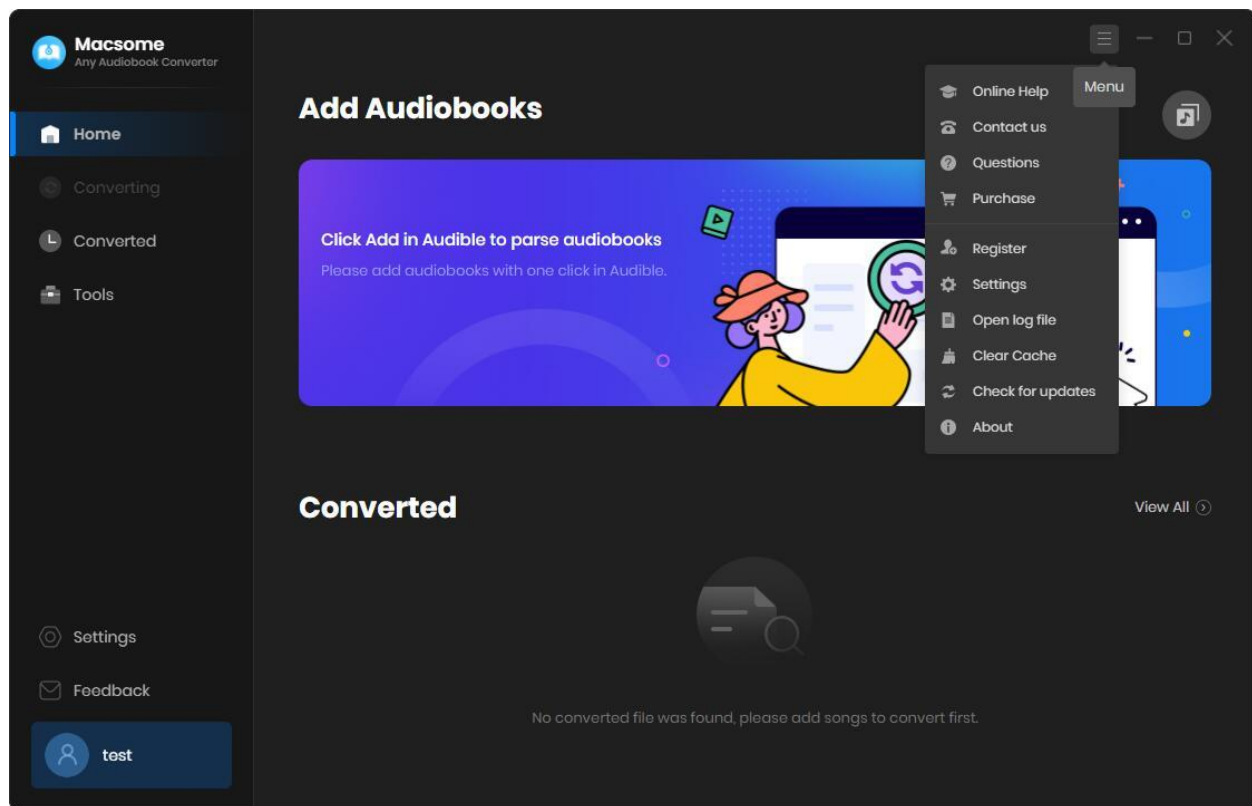
## Main Interface

After you launch Macsome Audiobook Converter for Win, you will see the main interface below:



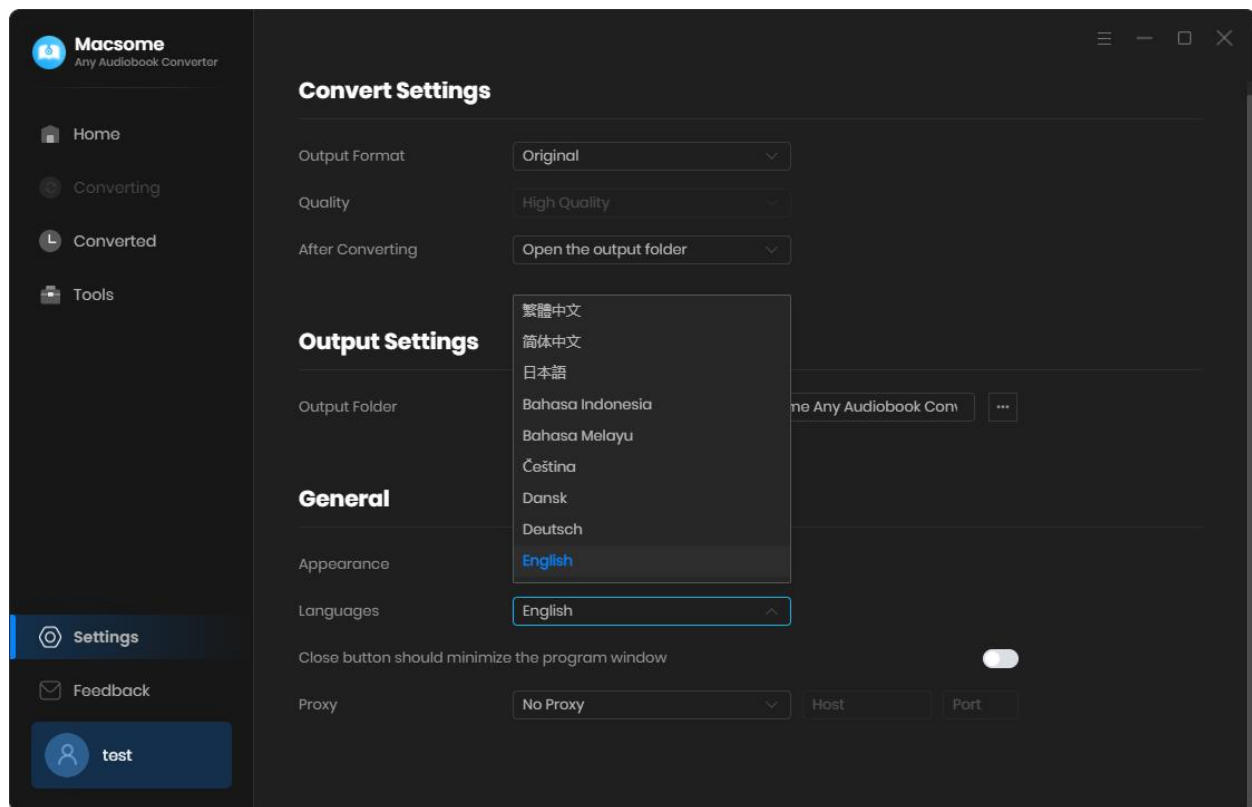
## Menu

When clicking the menu button, you will see the menu list like this:



## Language

Now, Macsome Audiobook Converter supports 26 languages. You can change the language from the **Settings** tab.



## Tutorials

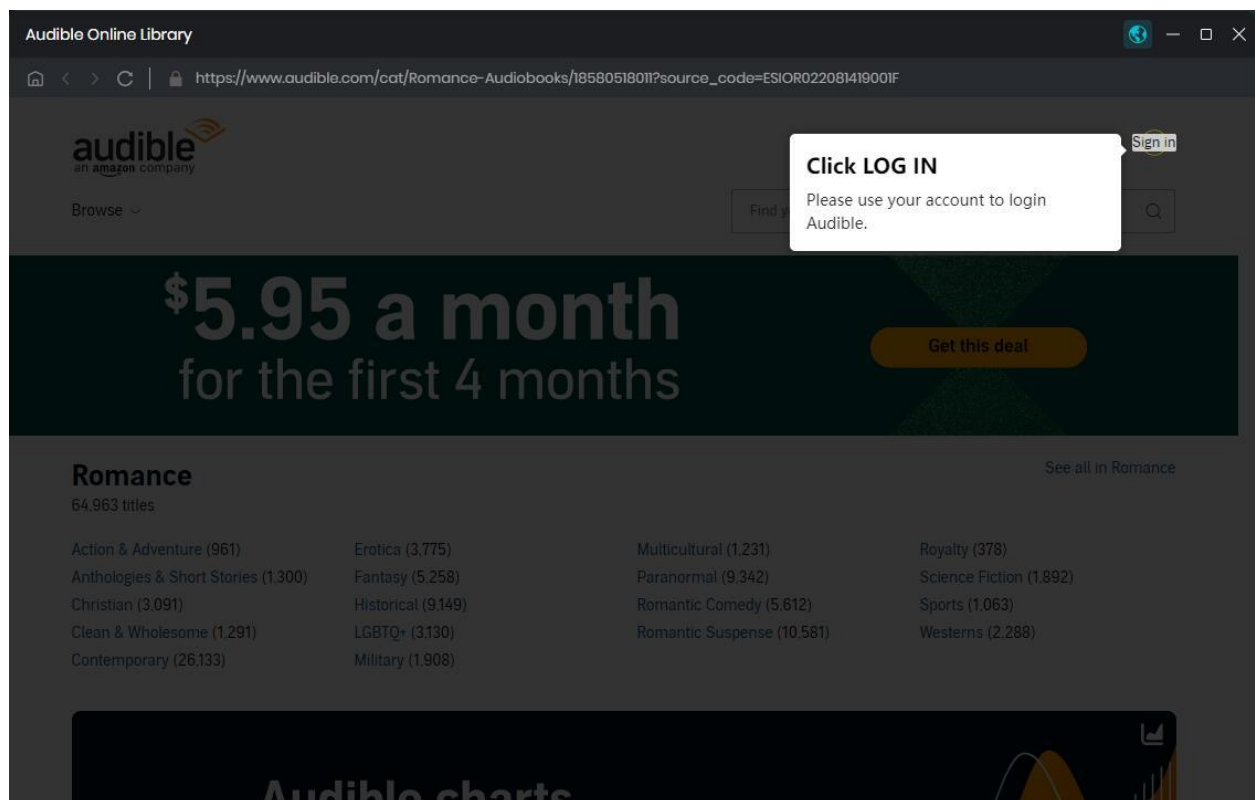
- [Add Audible Audiobooks](#)
- [Delete Audible Files](#)
- [Customize Output Settings](#)
- [Convert Audible Audiobooks](#)
- [Convert Audible Podcasts](#)
- [View Conversion History](#)

### Add Audible Audiobooks

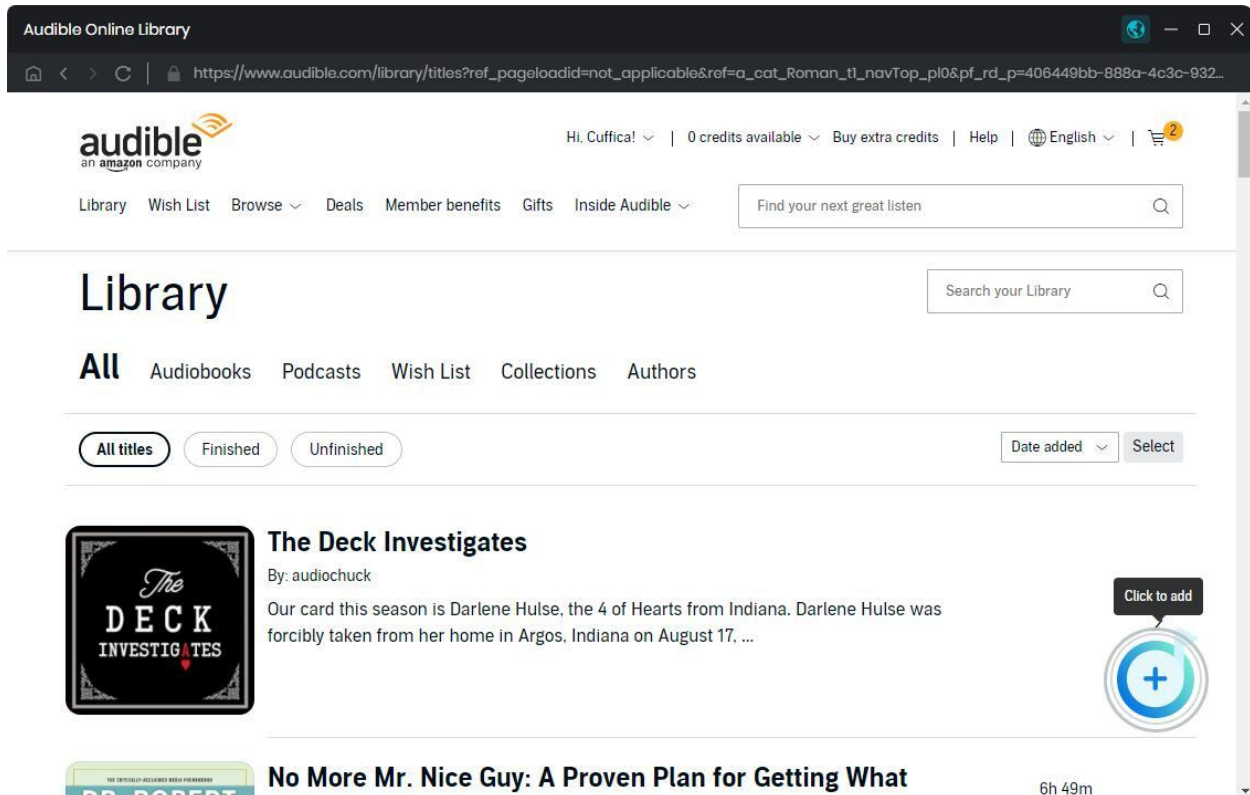
Currently, you can add audiobooks and podcasts from Audible.com directly, you can also convert audiobooks in Audible Plus catalog.

When you open Macsome Audiobook Converter, the Audible online player will start at the same time.

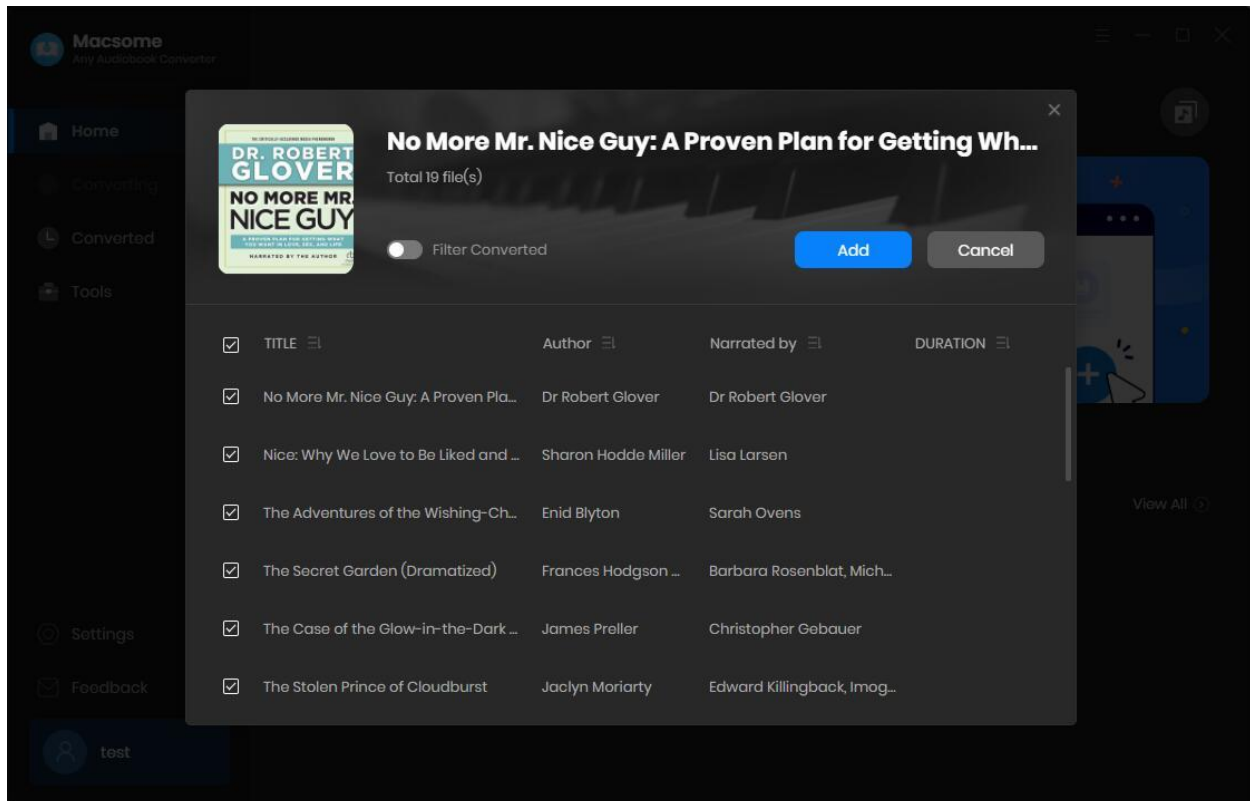
Please use your Audible account to sign in.



Select audiobooks from Audible online library, please click the “Click to add” button.



The screenshot shows the Audible Online Library interface. At the top, there's a navigation bar with the Audible logo, user information (Hi, Cuffica!), credits (0 credits available), and links to buy extra credits, help, and language settings (English). Below this is a search bar labeled "Find your next great listen". The main section is titled "Library" and includes a sub-search bar "Search your Library". Navigation tabs include "All", "Audiobooks", "Podcasts", "Wish List", "Collections", and "Authors". Filter buttons for "All titles", "Finished", and "Unfinished" are present, along with a "Date added" dropdown and a "Select" button. The first audiobook listed is "The Deck Investigates" by audiochuck, with a description: "Our card this season is Darlene Hulse, the 4 of Hearts from Indiana. Darlene Hulse was forcibly taken from her home in Argos, Indiana on August 17, ...". A "Click to add" button with a plus icon is next to it. Below this is another audiobook, "No More Mr. Nice Guy: A Proven Plan for Getting What", with a duration of 6h 49m.

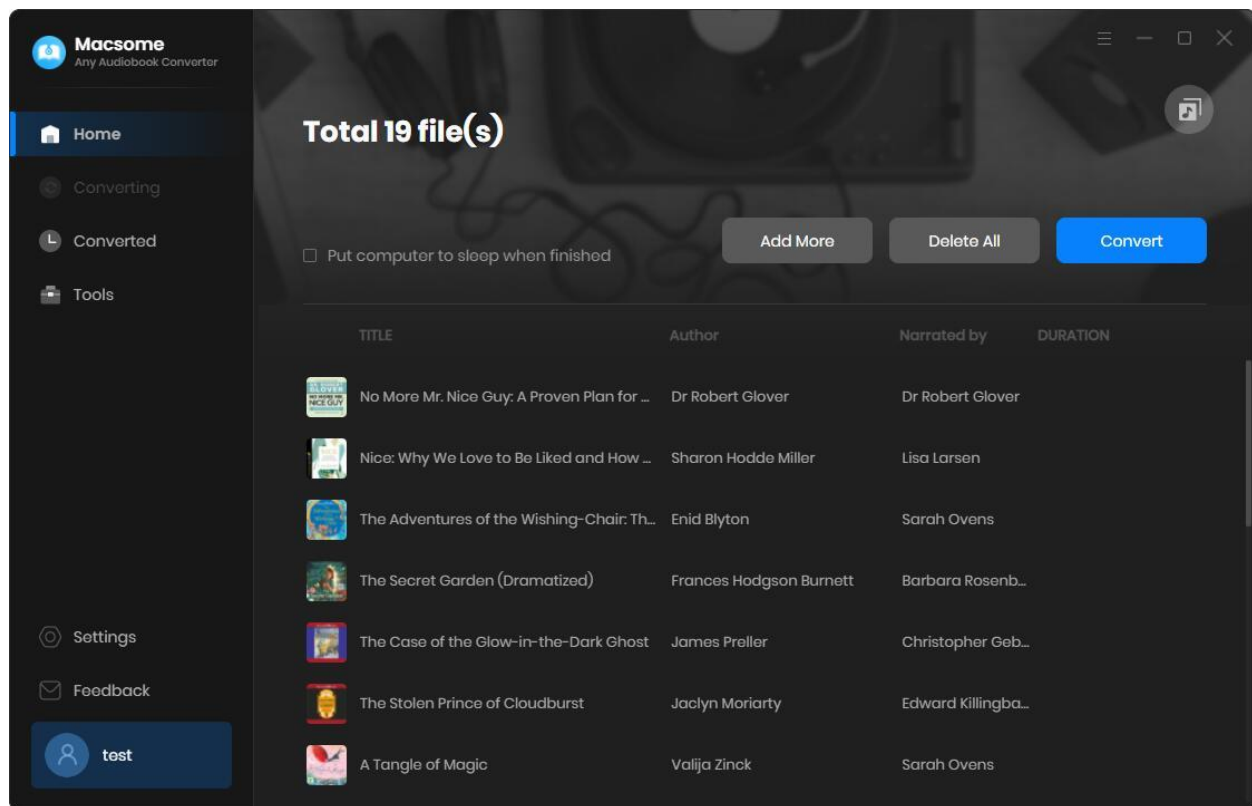


The screenshot shows the Macsome Audiobook Converter application. On the left is a sidebar with options: Home, Converting, Converted, Tools, Settings, and Feedback. The main window displays a list of audiobooks to be converted. At the top, there's a header for "No More Mr. Nice Guy: A Proven Plan for Getting Wh..." with a "Total 19 file(s)" label and a "Filter Converted" toggle. Below this is a table of audiobooks with checkboxes, titles, authors, narrators, and durations. The table includes the following entries:

<input checked="" type="checkbox"/>	TITLE	Author	Narrated by	DURATION
<input checked="" type="checkbox"/>	No More Mr. Nice Guy: A Proven Pla...	Dr Robert Glover	Dr Robert Glover	
<input checked="" type="checkbox"/>	Nice: Why We Love to Be Liked and ...	Sharon Hodde Miller	Lisa Larsen	
<input checked="" type="checkbox"/>	The Adventures of the Wishing-Ch...	Enid Blyton	Sarah Ovens	
<input checked="" type="checkbox"/>	The Secret Garden (Dramatized)	Frances Hodgson ...	Barbara Rosenblat, Mich...	
<input checked="" type="checkbox"/>	The Case of the Glow-in-the-Dark ...	James Preller	Christopher Gebauer	
<input checked="" type="checkbox"/>	The Stolen Prince of Cloudburst	Jaclyn Moriarty	Edward Killingback, Imog...	

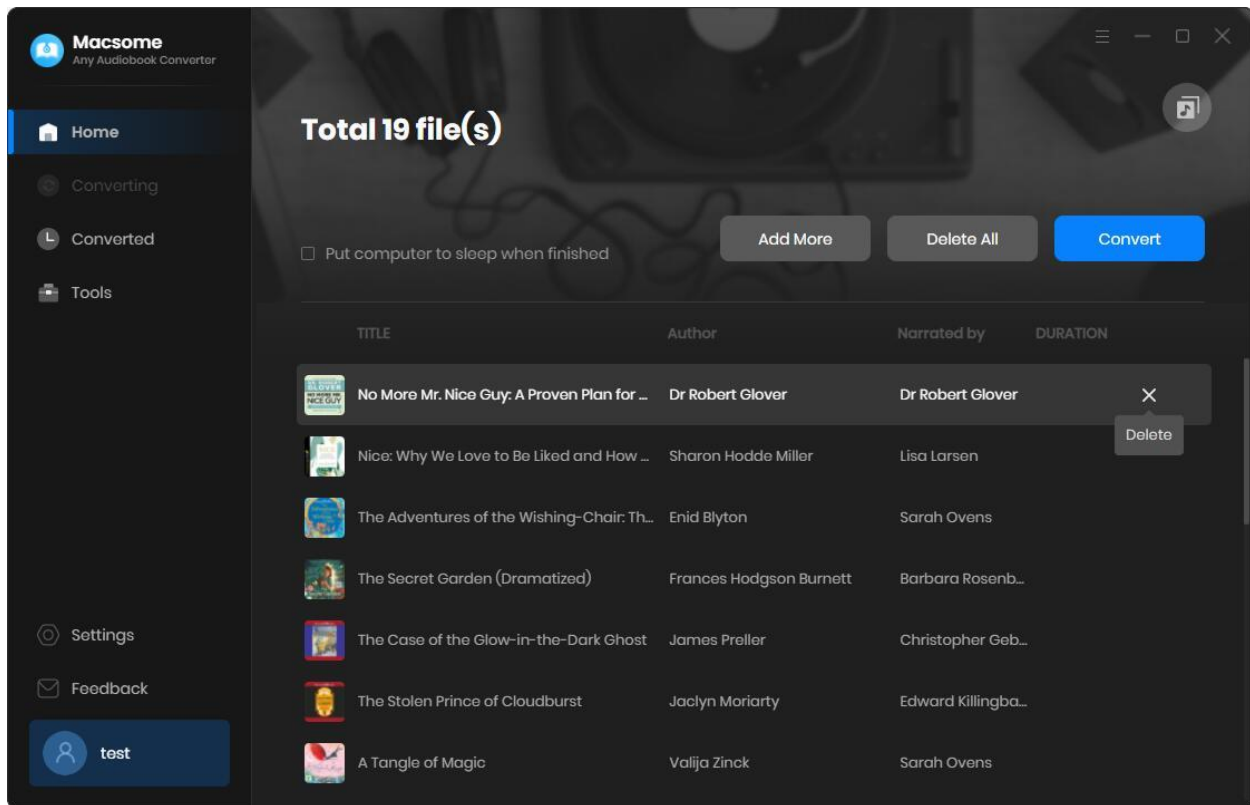
At the bottom of the application, there's a "test" button.

Click the **Add** button, and the selected audio books will be added to the main window.



## Delete Audible Files

All audio books that you need to convert will be listed below. If you still want to delete some files now, just move your mouse on the file and there is a small delete icon to delete the file. If you think you don't want all of them, there is a **"Delete All"** button.



## Customize Output Settings

Click on **Settings** tab from the menu bar on the left, and then there will be a pop-up window which allows you to set the output parameters.

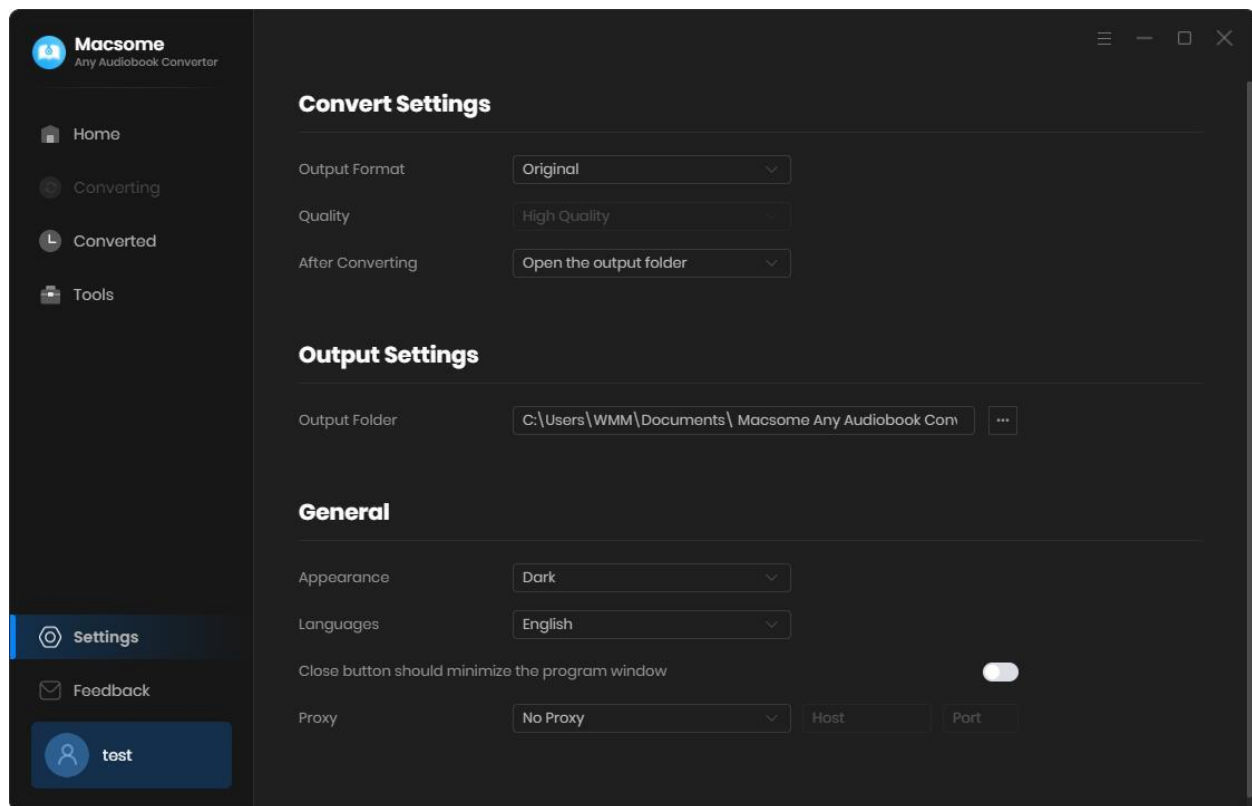
### Convert Settings:

Output Format: MP3, M4A, W4B

Output Quality: High Quality, Small Size

### Output Settings:

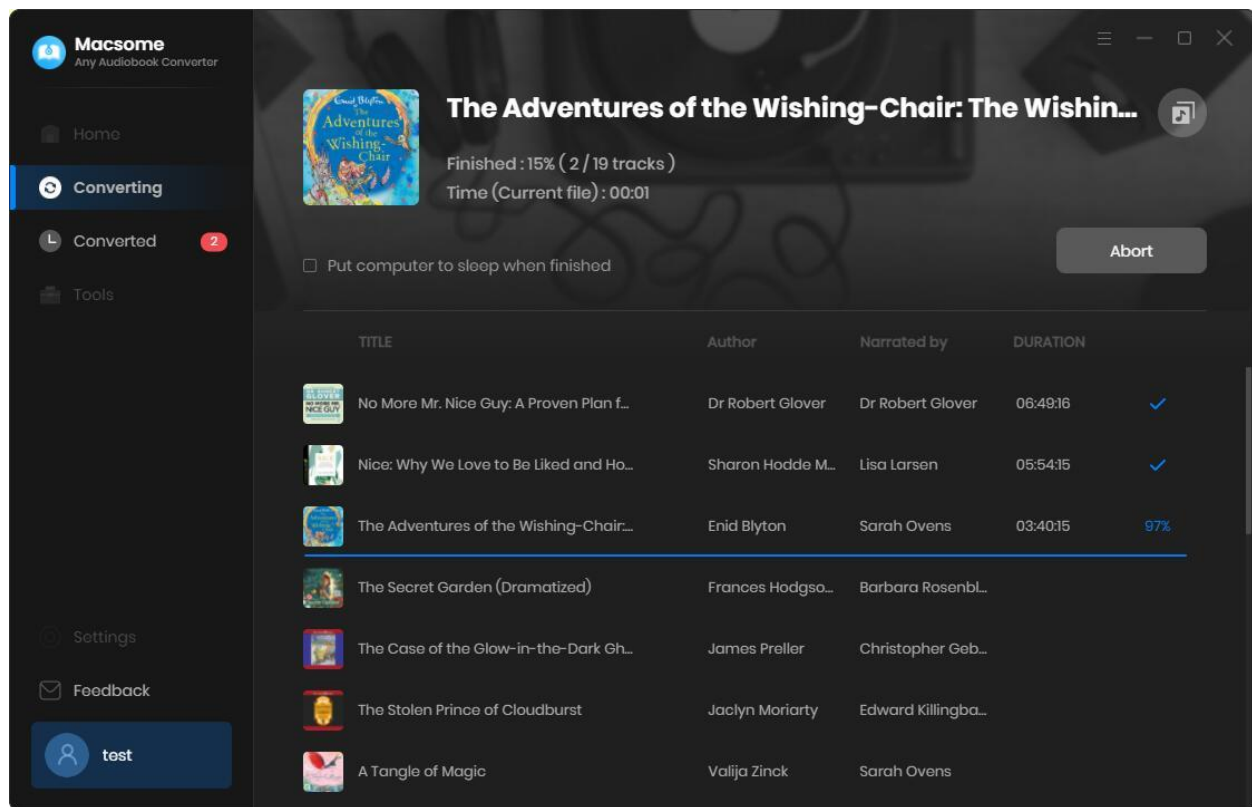
Output Folder: You can choose to change it or not



## Convert Audible Audiobooks

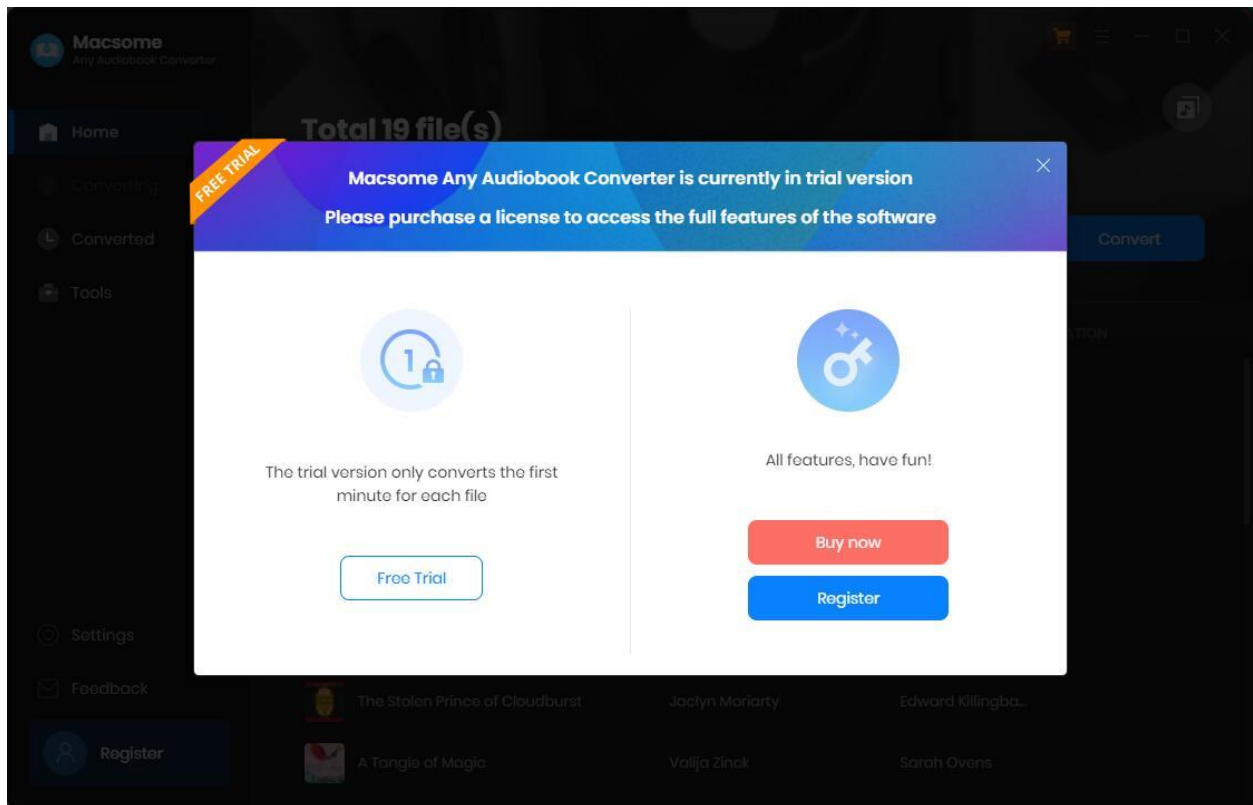
When finish settings, click "**Convert**" button to start converting.





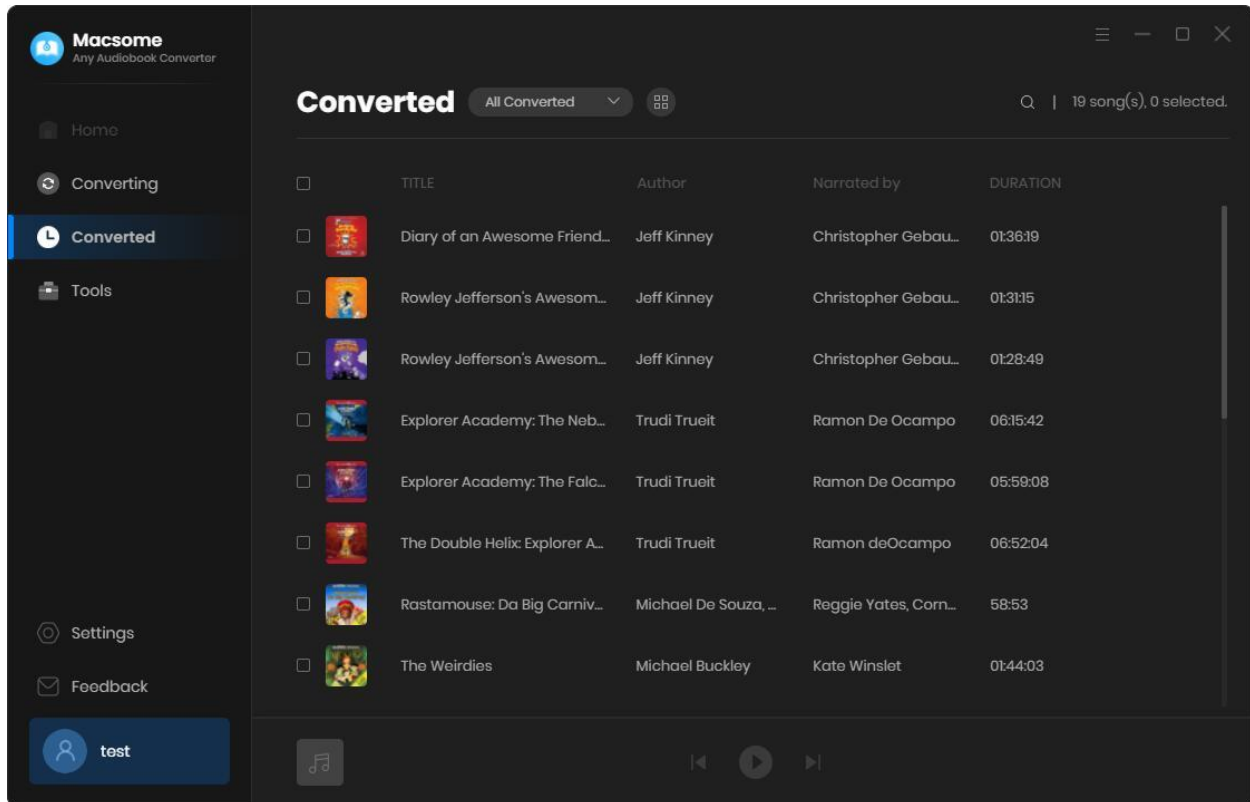
If you haven't purchased the program and use this product for the first time, when you click the **"Convert"** button, you will see prompt message as follows:

When you choose to convert content from Audible library, the free trial version allows you to convert 1 minute for each file.











## View Conversion History

After conversion, click "**Converted**" to find your converted Audible audiobooks.

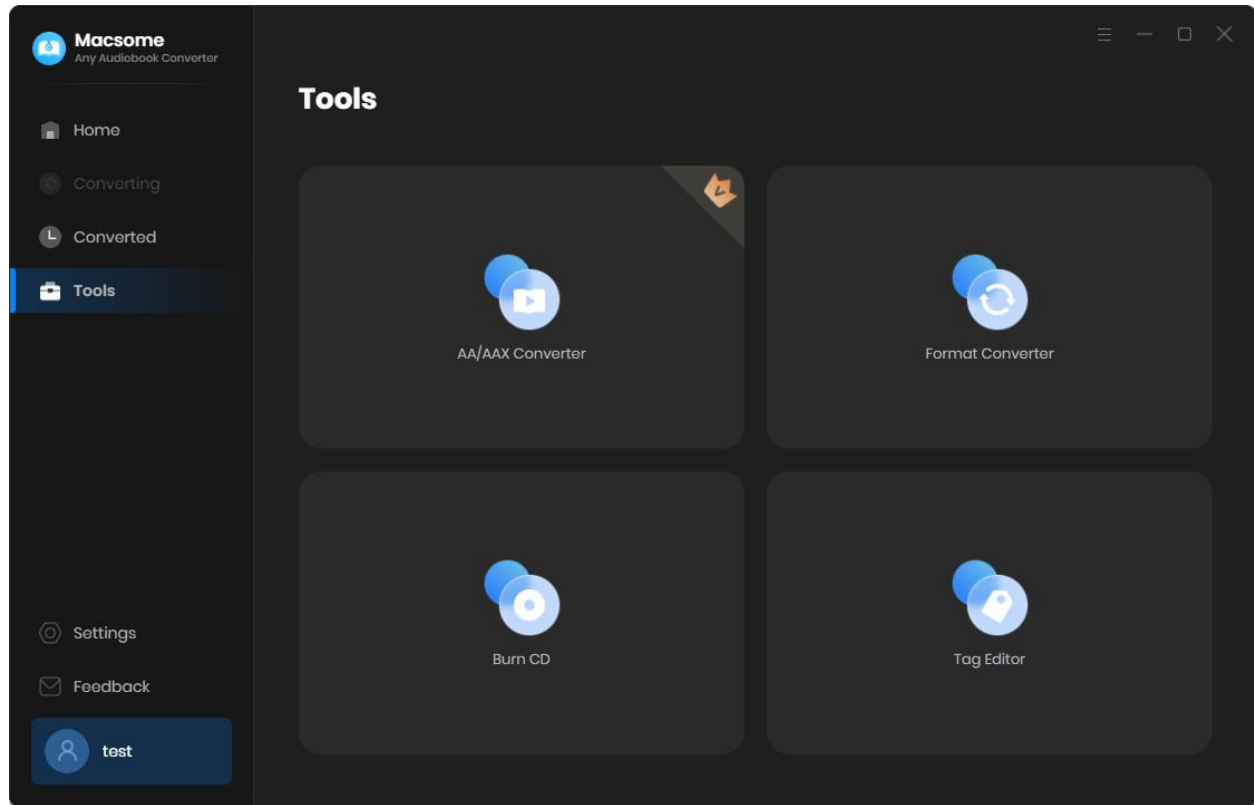


The screenshot shows the Macsome Audiobook Converter interface. The left sidebar contains navigation options: Home, Converting, **Converted** (selected), Tools, Settings, and Feedback. The main area displays the 'Converted' tab with a list of 19 converted audiobooks. The list has columns for a checkbox, title, author, narrator, and duration. Below the list is a music player control bar.

	TITLE	Author	Narrated by	DURATION
<input type="checkbox"/>	 Diary of an Awesome Friend...	Jeff Kinney	Christopher Gebau...	01:36:19
<input type="checkbox"/>	 Rowley Jefferson's Awesom...	Jeff Kinney	Christopher Gebau...	01:31:15
<input type="checkbox"/>	 Rowley Jefferson's Awesom...	Jeff Kinney	Christopher Gebau...	01:28:49
<input type="checkbox"/>	 Explorer Academy: The Neb...	Trudi Trueit	Ramon De Ocampo	06:15:42
<input type="checkbox"/>	 Explorer Academy: The Falc...	Trudi Trueit	Ramon De Ocampo	05:59:08
<input type="checkbox"/>	 The Double Helix Explorer A...	Trudi Trueit	Ramon deOcampo	06:52:04
<input type="checkbox"/>	 Rastamouse: Da Big Carniv...	Michael De Souza, ...	Reggie Yates, Corn...	58:53
<input type="checkbox"/>	 The Weirdies	Michael Buckley	Kate Winslet	01:44:03

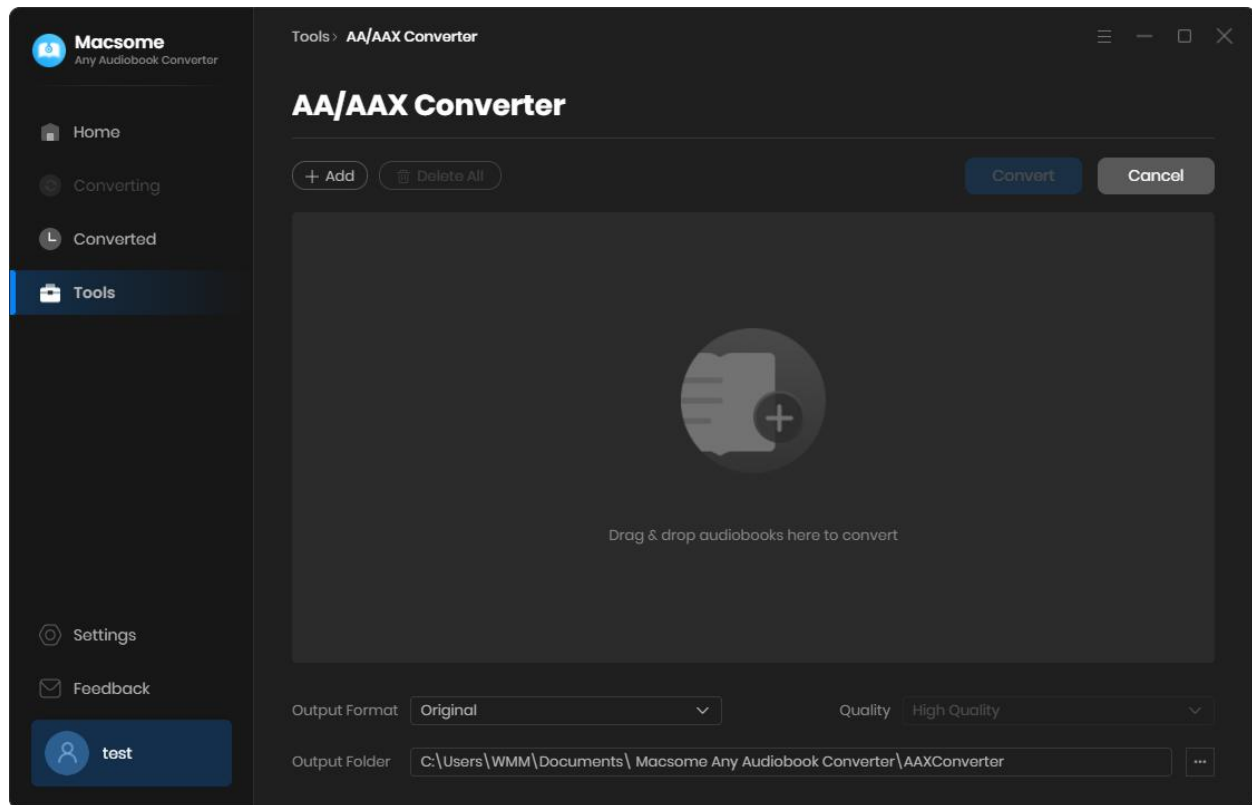
## Tools

Macsome Audiobook Converter offers various tools: AA/AAX Converter, Tag Editor, CD Burner, and Format Converter.

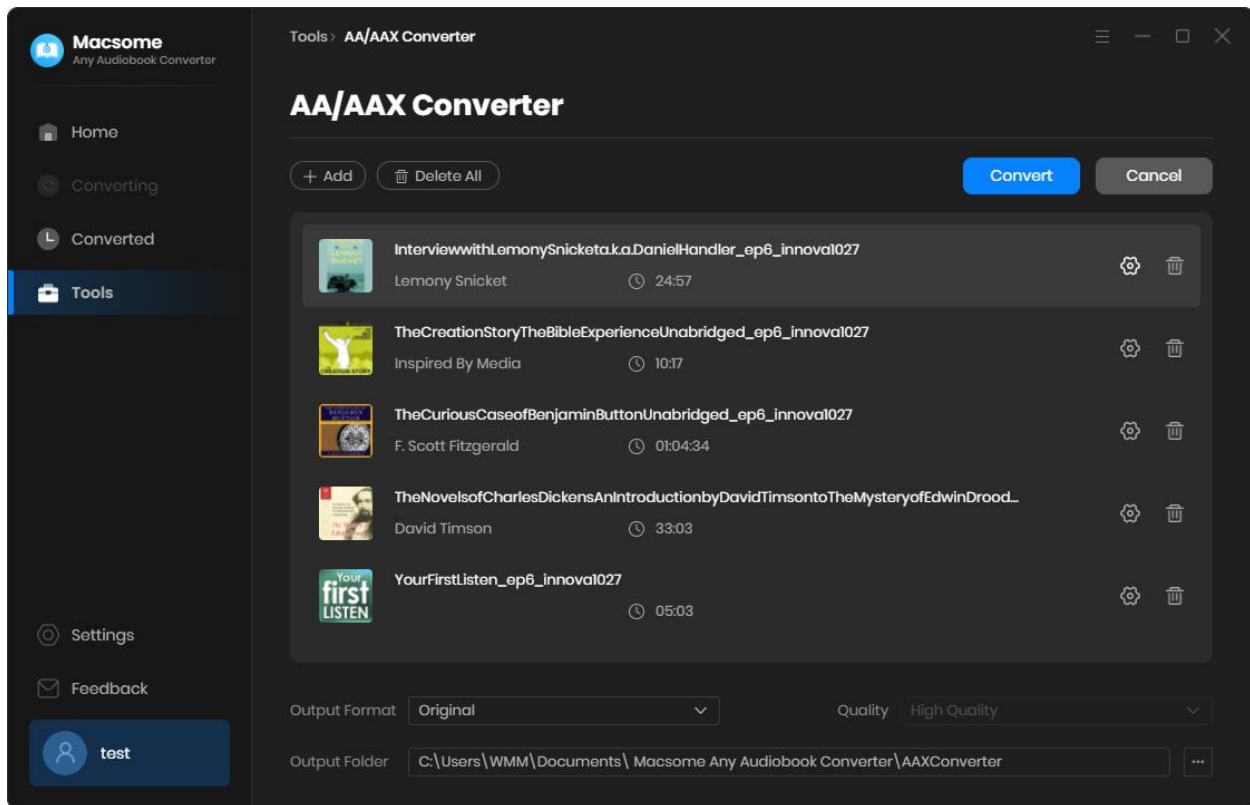


### 1. AA/AAX Converter

**Add Audible from Local Computer**

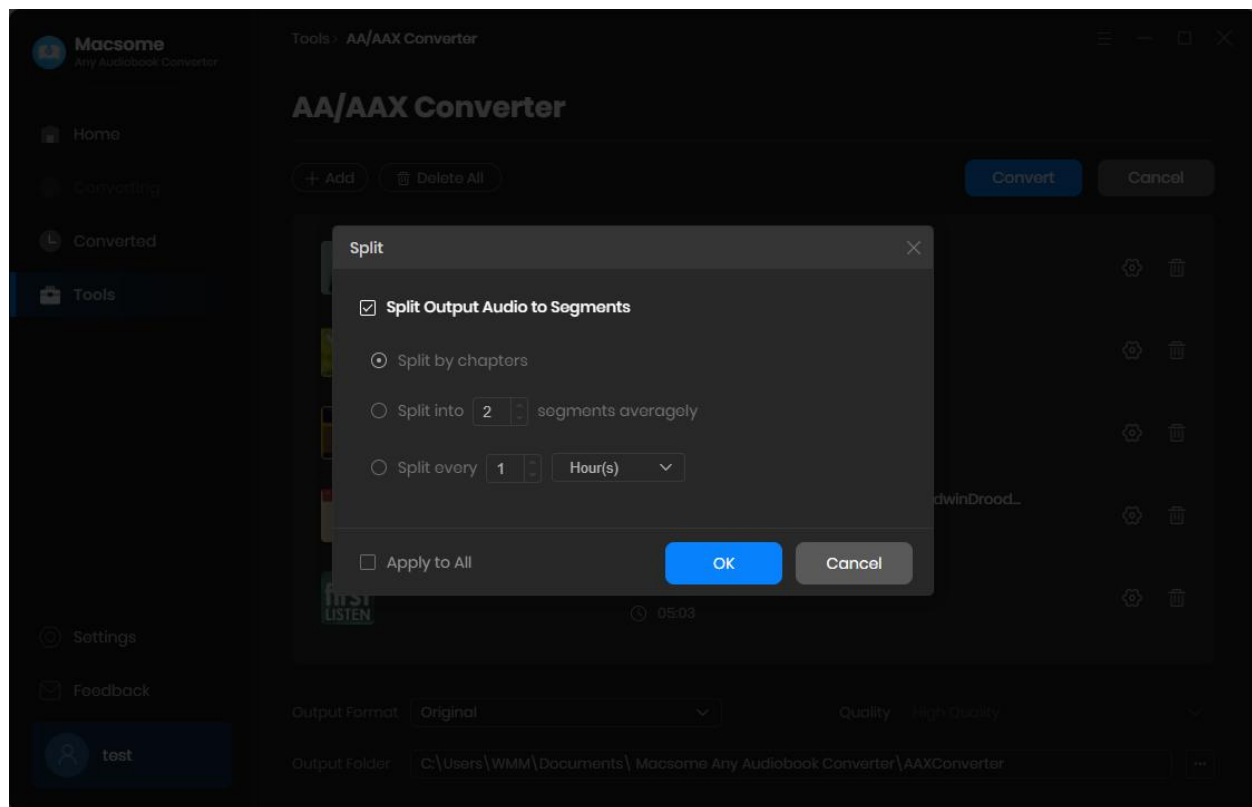


You can click **+ Add** button to import the local downloaded Audible audio books to Audiobook Converter. Besides, you can also drag and drop the Audible files to the main interface directly.



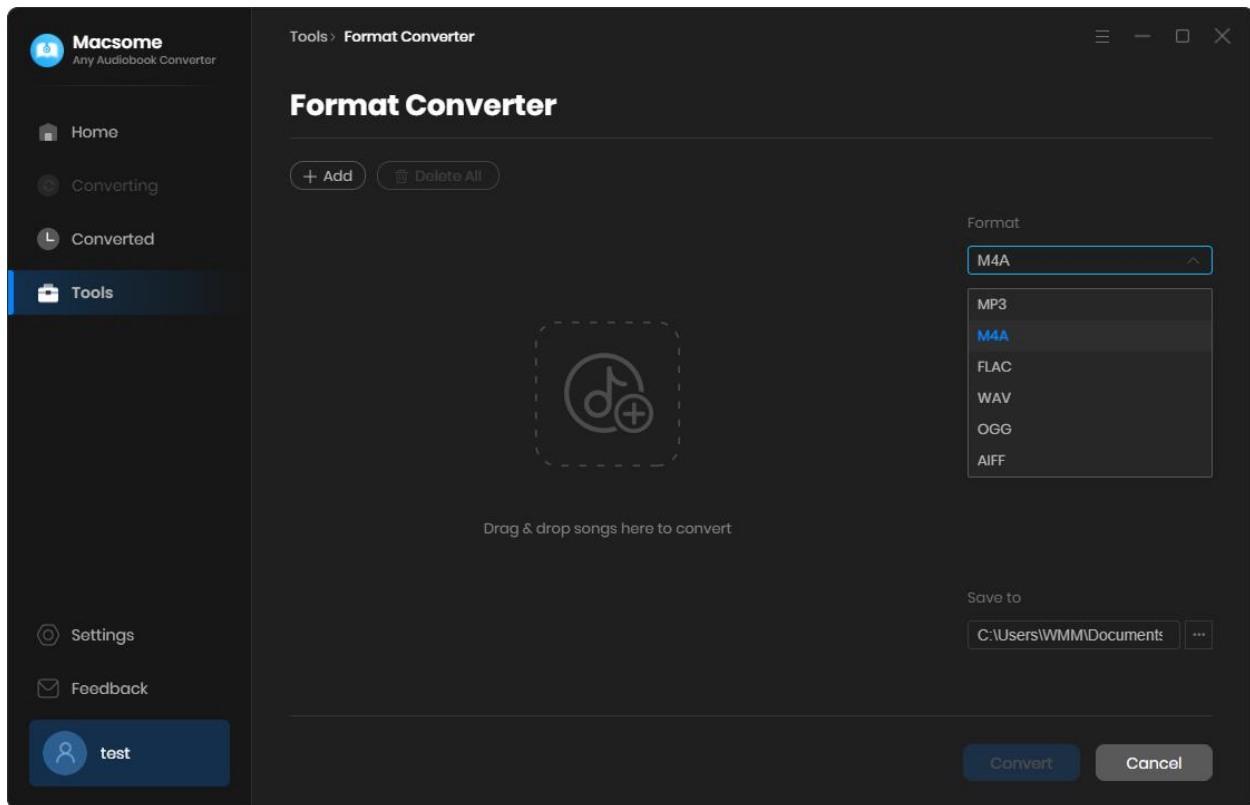
## (Optional) Split the chapters

If you add the downloaded Audible audio books from local computer, you can choose to split the audio books by chapters.



## 2. Format Converter

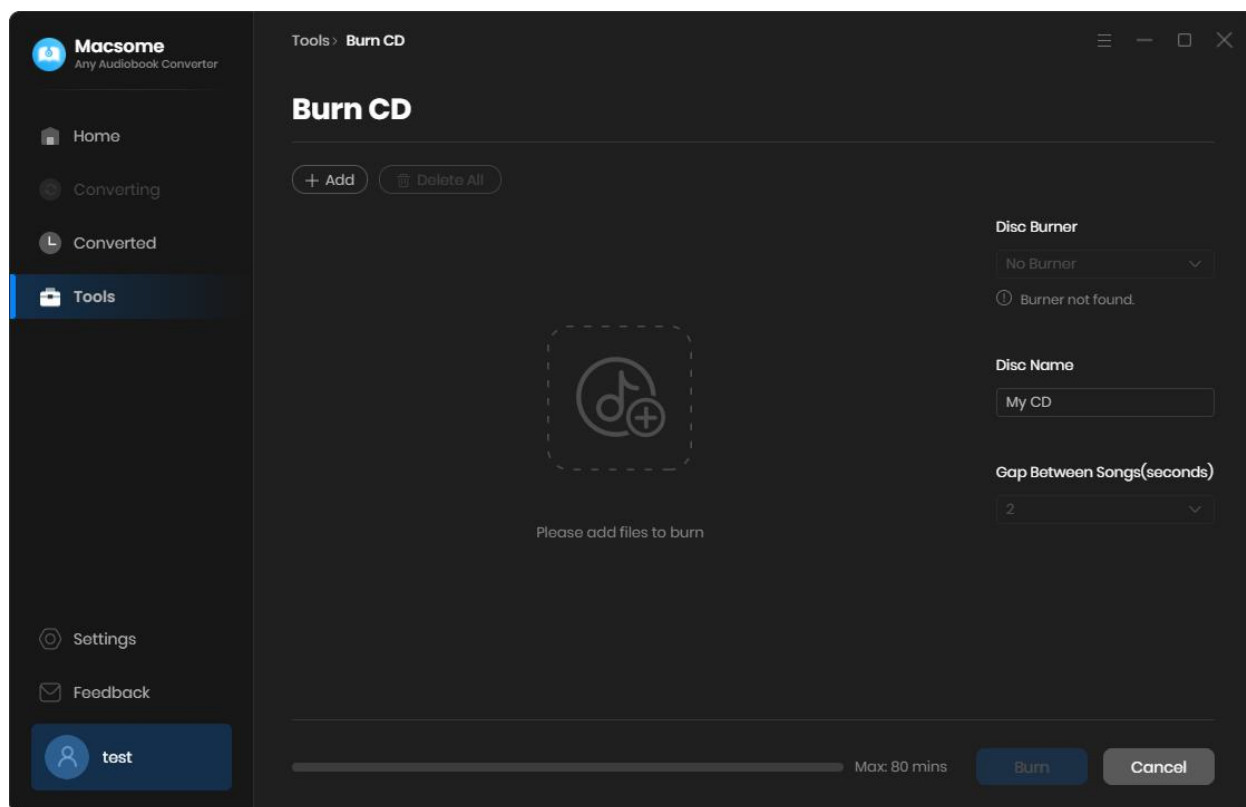
Go to the "Tools" tab on the left, then select the "Format Converter", click "+ Add" button to select the music files from your computer to convert them to MP3, M4A, FLAC, WAV, OGG, and AIFF.



### 3. Burn CD

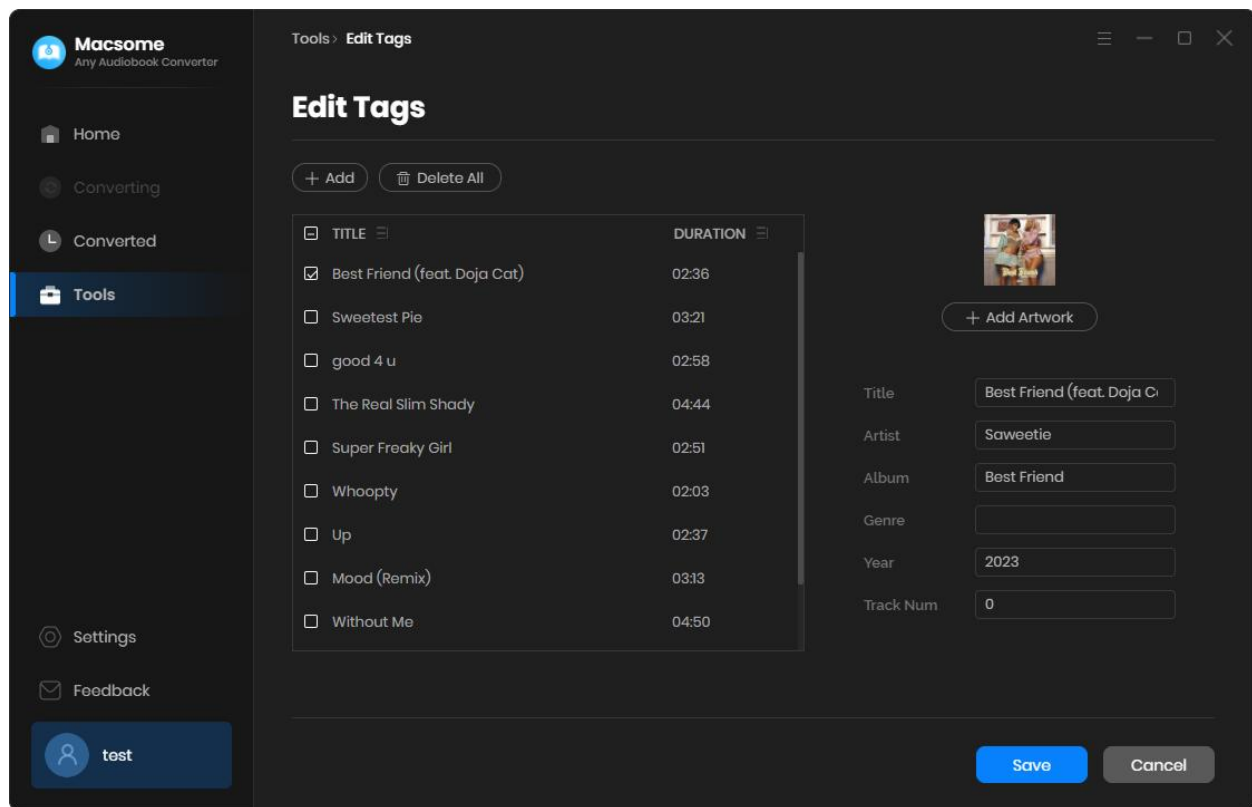
Select the "Burn CD" from the "Tools" pane, click "+ Add" button to select the songs from your local computer, insert a blank CD. Hit on the "Burn" button to start the burning process. Wait a moment, your songs will be burned to a CD successfully.





#### 4. Tag Editor

Click on the "Tools" - "Tag Edit", then select the songs from the local folder by clicking the "+ Add" to edit tags, such as Artwork, Title, Album, etc.





## Support & Contact

- [Support](#)
- [Contact Us](#)

### Support

For more information, please visit Macsome's official website!

- **Homepage:** <https://www.macsome.com/>
- **Product Page:** <https://www.macsome.com/audio-book-converter-win/>


If you meet any problem, you may help yourself with Macsome FAQ!

- **FAQ Page:** <https://www.macsome.com/audio-book-converter-win/faqs.html>
- **Support Page:** <https://www.macsome.com/support.html>

### Contact Us

If you didn't get the answers from the Homepage, please contact Macsome Audiobook Converter technical support team for further assistance. Technical support inquiry, suggestion, feedback, proposal, compliments, or even criticism, are all welcome.



 **Macsome**  
Any Audiobook Converter

Home

Converting

Converted

Tools

Settings

Feedback

test

Feedback

Leave us a message or contact technical support.

Email address: Invalid Email Format

Please describe your problem in details:  
The more detailed information you provide, the faster we can offer effective solutions.

☒ Attach log files

Submit

We are always ready to service you with prompt and useful email support. We will answer your emails within 24 hours.

**Support E-mail:** [support@macsome.com](mailto:support@macsome.com)