

Macsome Amazon Music Downloader for Mac

User Manual

Overview

- [Introduction](#)
- [Key Features](#)
- [System Requirements](#)

Purchase & Registration

- [Purchase Macsome](#)
- [Register Macsome](#)

Installation & Interface

- [Installation](#)
- [Main Interface](#)
- [Menu](#)
- [Converting Interface](#)

Tutorials

- [Import Music Files](#)
- [Customize Output Settings](#)
- [Convert Music Files](#)
- [Check Conversion History](#)

Support & Contact

- [Support](#)
- [Contact Us](#)



Overview

- Introduction
- Key Features
- System Requirements

Introduction

Thanks for using **Macsome Amazon Music Downloader** for Mac!

[Macsome Amazon Music Downloader](#) is specially designed for Amazon Music Unlimited & Prime Music members. With it, you can download Amazon Music songs, albums, playlists, and podcasts on your Mac easily. Even if you cancel your Amazon Music subscription later, you can keep the downloaded Amazon Music songs and listen to them offline.

It is a powerful Amazon Music Converter, which lets you convert Amazon Music to MP3, AAC, FLAC, WAV, AIFF, and ALAC at up to 10x faster speed. After the conversion, you can transfer Amazon Music songs to iPhone, iPod, common MP3 players and other devices or players you'd like.

Supports downloading Amazon Music with original quality kept. If you are Amazon Music Unlimited subscribers, who now get HD and Ultra HD playback at no extra cost, you can also download Amazon Music with the HD quality.

The ID3 tags will be kept when the conversion completed, including Title, Album, Artist, Artwork, Track, Track Number, Year, etc.

Key Features

- Download Amazon Music songs, playlists, albums, and podcasts to PC.
- Convert Amazon Music to MP3/AAC/WAV/FLAC/AIFF/ALAC format.
- Preserve high audio quality after conversion.
- Keep all ID3 tags information & 10X faster conversion speed.
- Free update & technical support.



System Requirements

- macOS 10.15, 11, 12, macOS 13, **macOS 14 Sonoma**, and **macOS 15 Sequoia**.
- At least 512M physical RAM.
- 1G Hz Intel processor or above CPU.
- 1024*768 resolution display or higher Monitor.

Purchase & Registration

- [Purchase Macsome](#)
- [Register Macsome](#)

Purchase Macsome Amazon Music Downloader for Mac

Quick Link:

To learn more and download the latest version of Macsome Amazon Music Downloader for Mac, please visit to its homepage:

❖ <https://www.macsome.com/amazon-music-downloader-mac/>

To buy a license key for Macsome Amazon Music Downloader for Mac, [please visit its online store](#).


1. Why should I buy Mac version of Macsome Amazon Music Downloader?

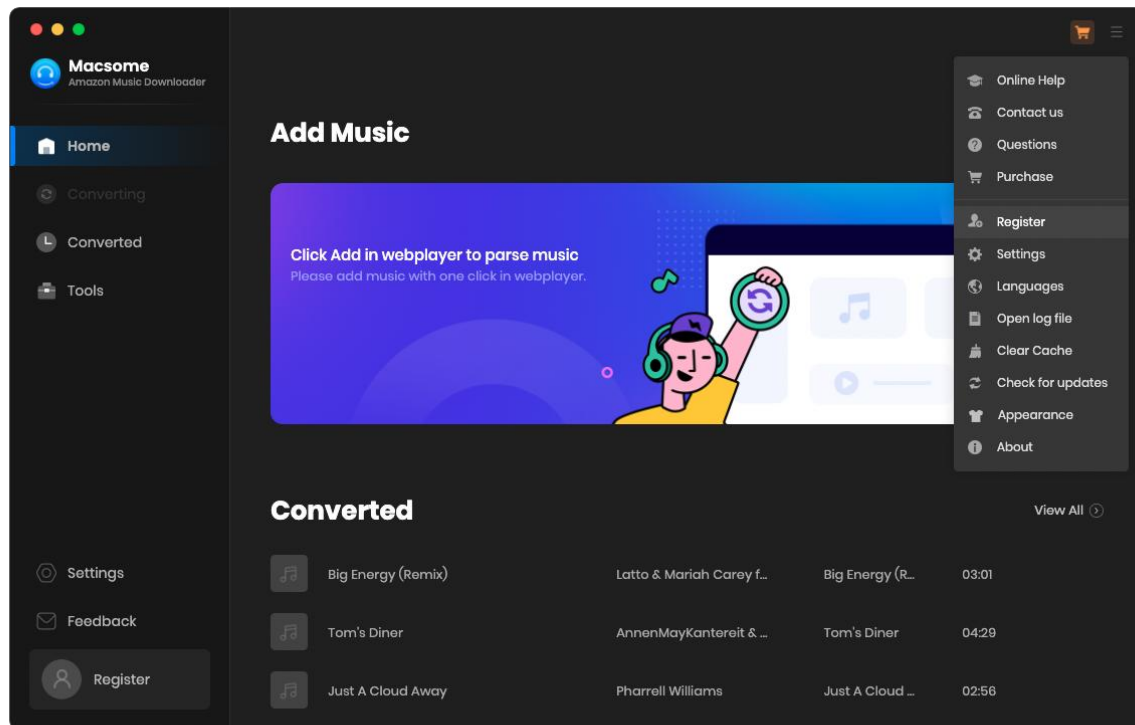
The free trial version of Macsome Amazon Music Downloader enables to convert the first one minute of each song. After you purchase this product, you will receive your Registration key to unlock the trial version limitations.

2. What Benefits do we have after Registration?

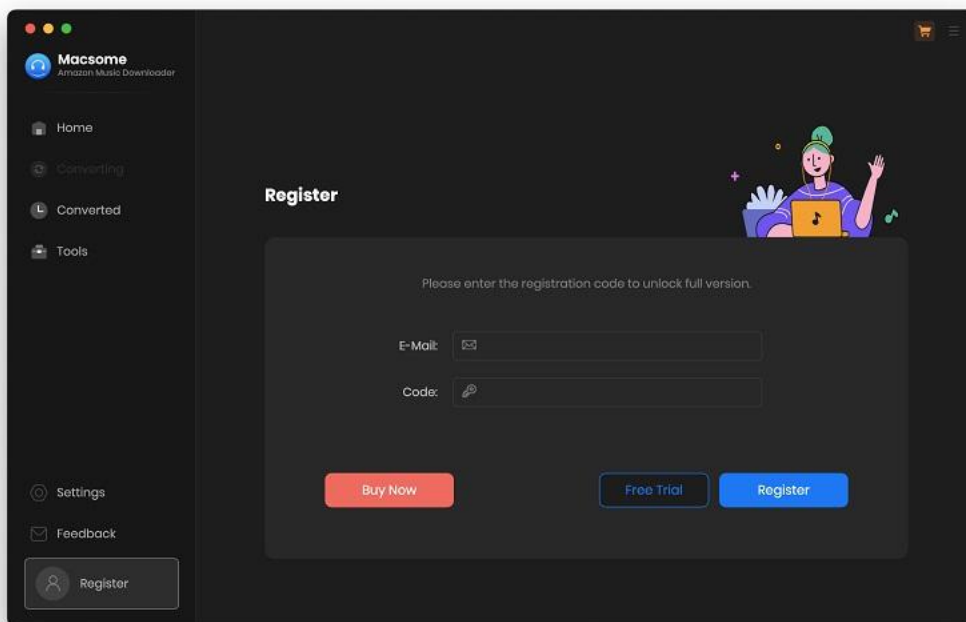
- Unlimited use without any function restrictions.
- Lifetime FREE upgrades to the latest versions of the same product.
- Lifetime FREE technical support.

Register Macsome Amazon Music Downloader for Mac

Step 1. Run Macsome Amazon Music Downloader on your Mac. You can simply click the **"Register"** icon to open the registration window or click Menu button  and "Register" to open the registration window as below.



Step 2. Copy and paste the registration Email and code you received into the pop-up registration window, then click the **"Register"** button.



Step 3. After finishing the Registration, the limitation of the trial version will be removed.

Note: The registration info is case sensitive. And, please do not add blank at the beginning or the end of the word. Make sure both the Email address and key code are the same as what we provided in the confirmation email after purchasing the program.

1. Make sure your computer is connected to the Internet.
2. We suggest you should just copy & paste the Registration information into the pop-up dialog.
3. Make sure both Registration Email and Registration key are provided by our company after purchasing. If you have not paid, please click "Buy Now" to get a license.




Installation & Interface

- Installation
- Main Interface
- Menu
- Language Bar
- Converting Interface

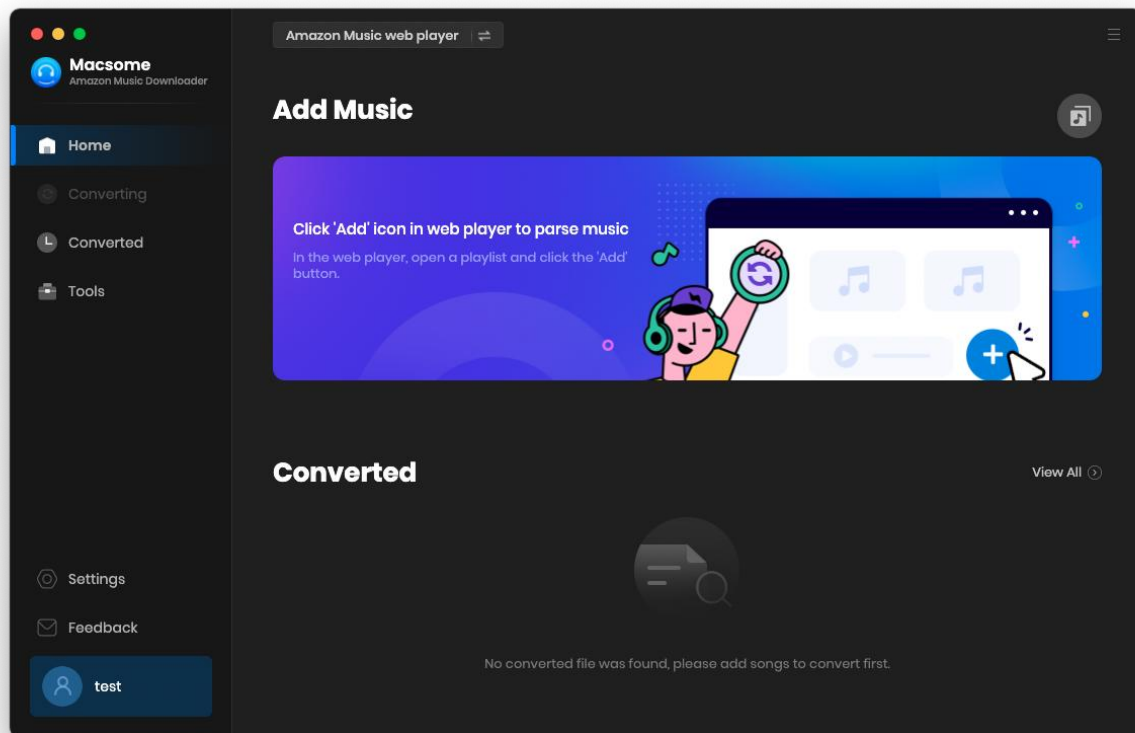
Installation

To install this product, please follow the steps below:

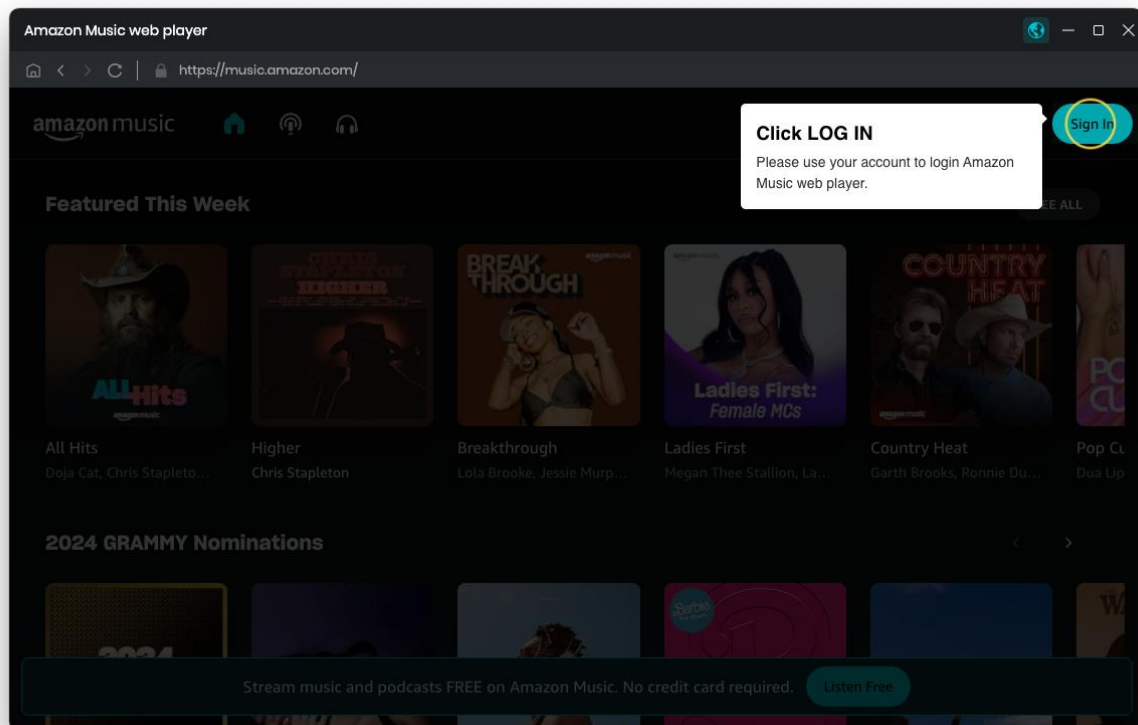
1. Download Macsome Amazon Music Downloader Mac version from [Download Page](#).
2. Double click the installation file **amazon-music-downloader.exe** to install the program.
3. Follow the instruction to finish the installation.
4. Then you will see there is an icon of the program  on the desktop.

Main Interface

After launching Macsome Amazon Music Downloader on your Mac, you will see the main interface like this:

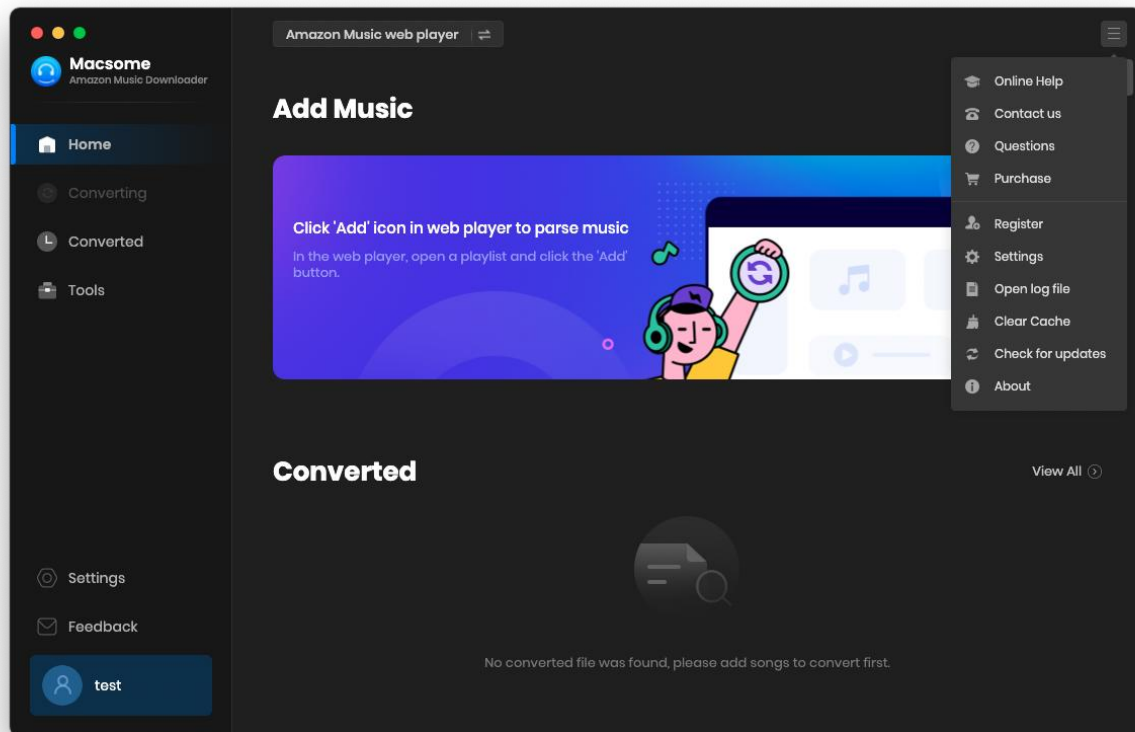


The Amazon Music web player starts at the same time.



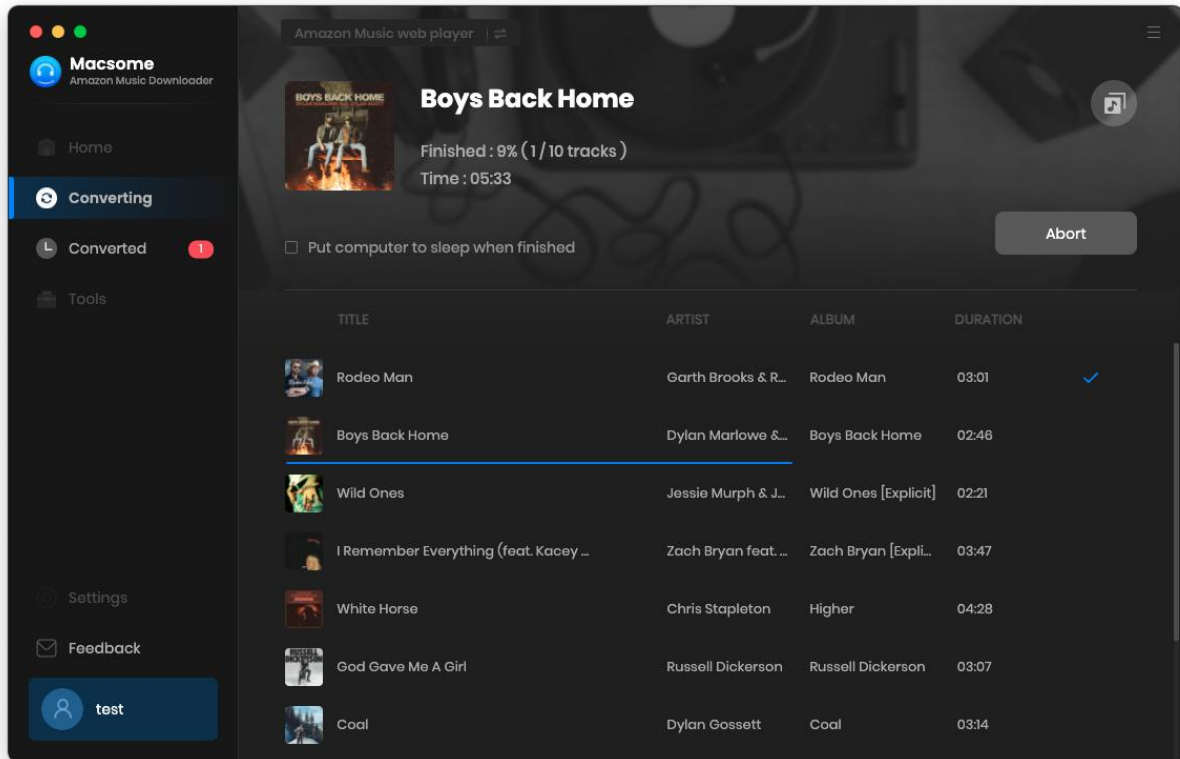
Menu

When clicking the menu button, you will see the menu list like this:



Converting Interface

After clicking the **Convert** button, you will see the converting interface like this:

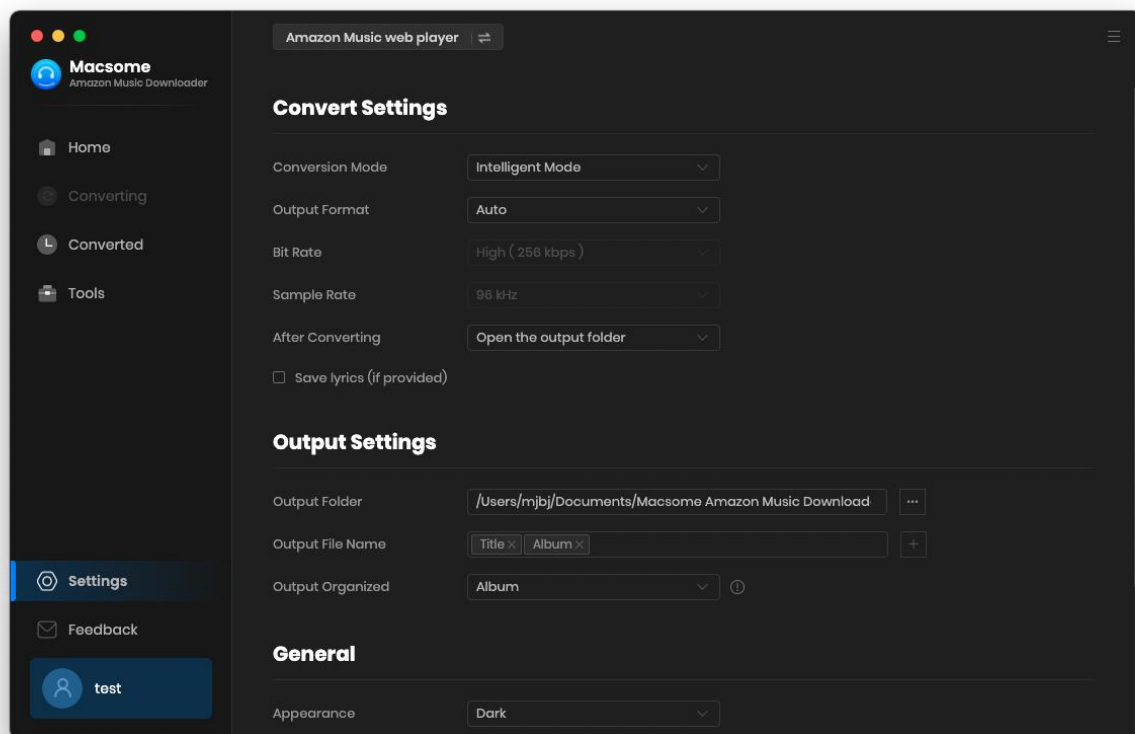


Tutorials

- Customize Output Settings
- Import Music Files
- Convert Music Files
- Check Conversion History

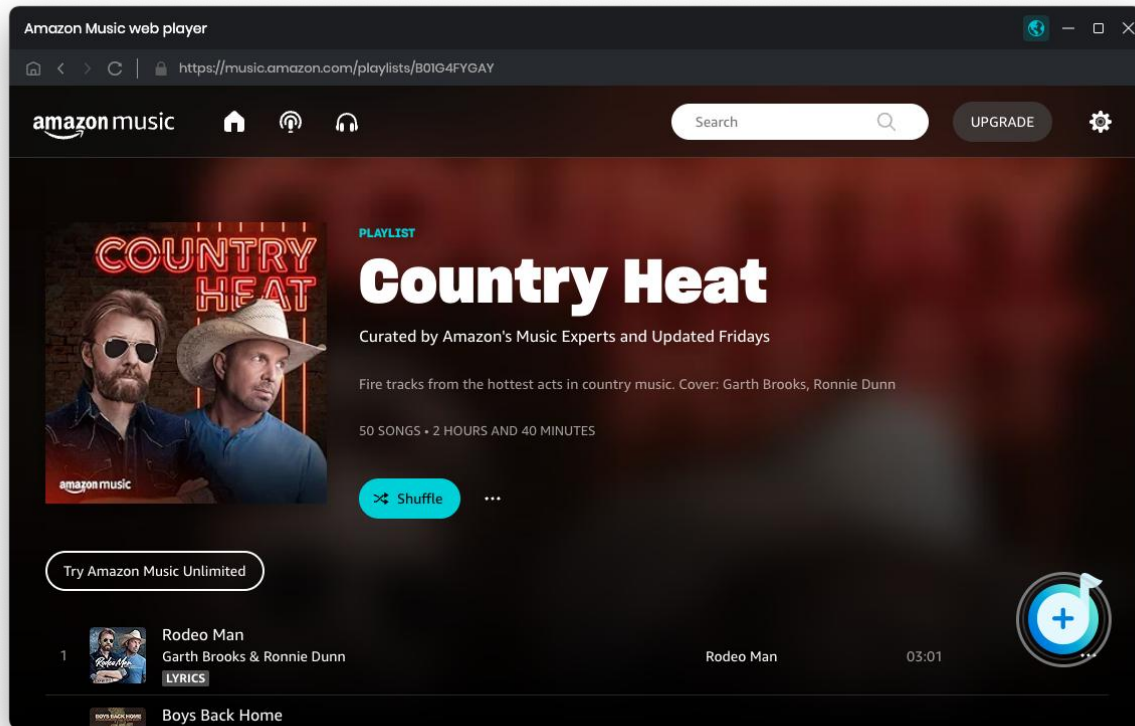
Customize Output Settings

Click the Settings icon on the upper right corner to choose the Output Format (MP3/AAC/FLAC/WAV/AIFF/ALAC), the Bit Rate (320kbps, 256kbps, 192kbps, 128kbps) and Output Folder. In addition, for better organizing your music library, you can save the output audio files into an organized folder like Artist, Album, Artist/Album, or Album/Artist.

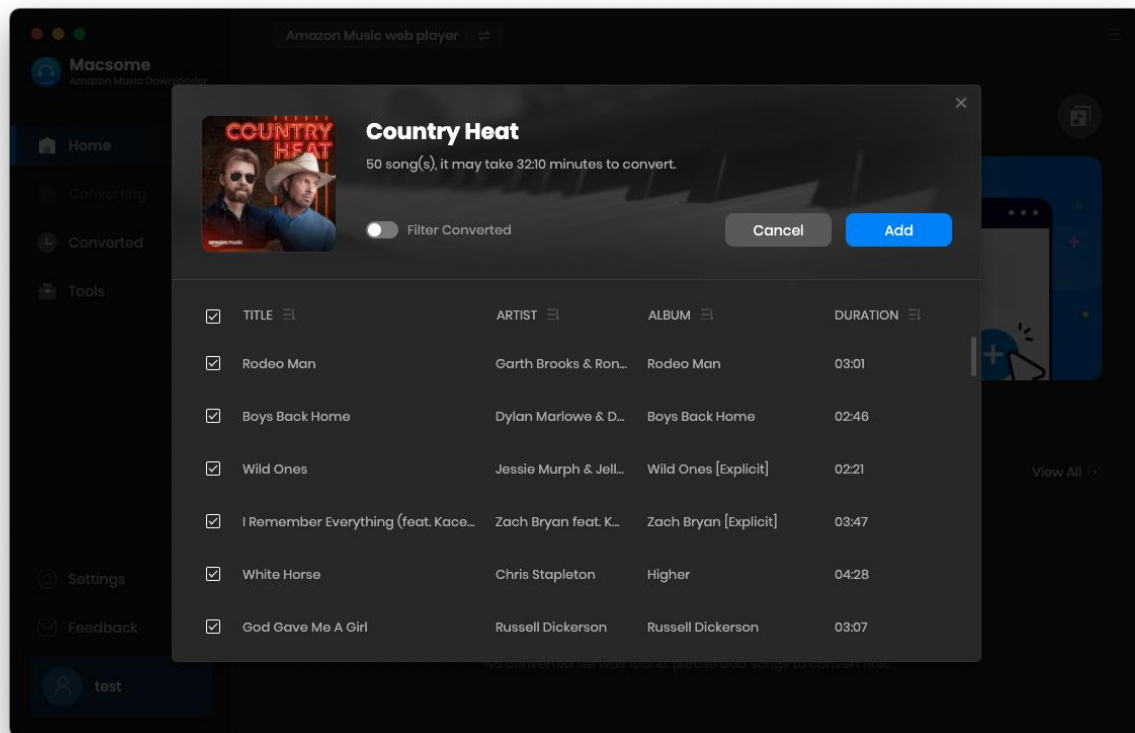


Import Music Files

Open a playlist, artist or album, then click on the **“Click to add”** button and load the songs.

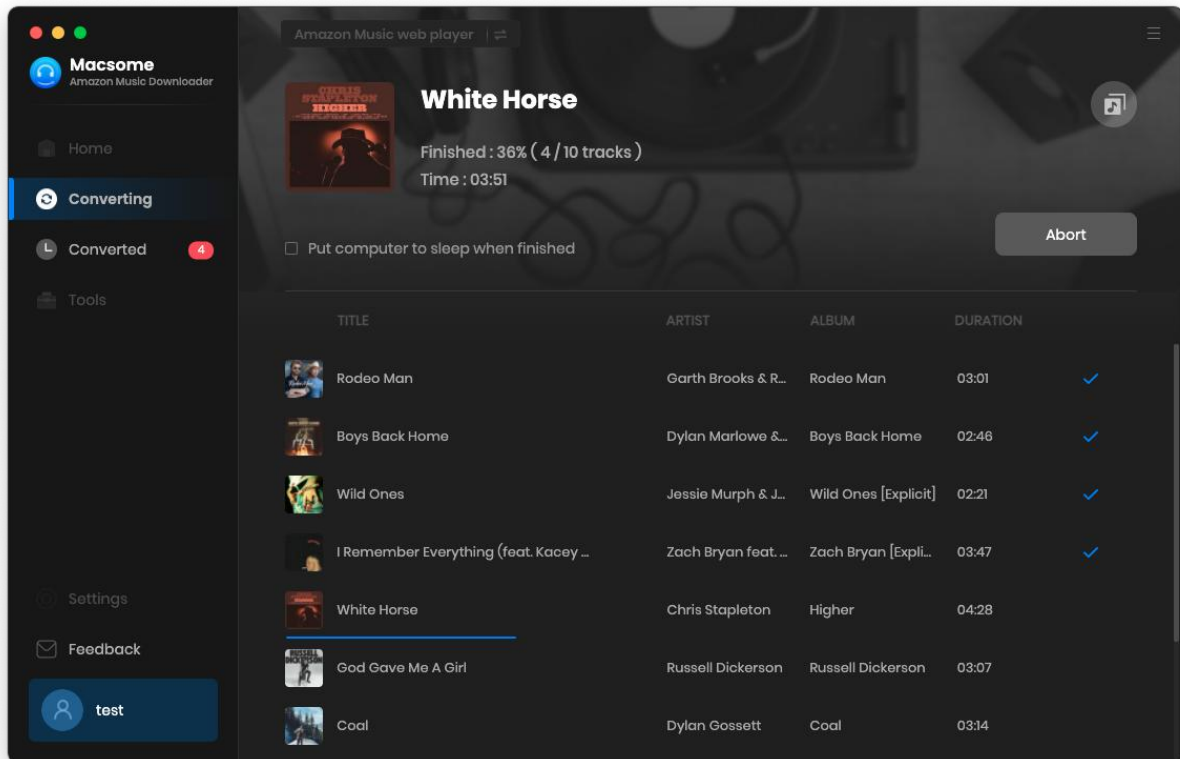


Then you can select the tracks that you'd like to convert from the popup window.




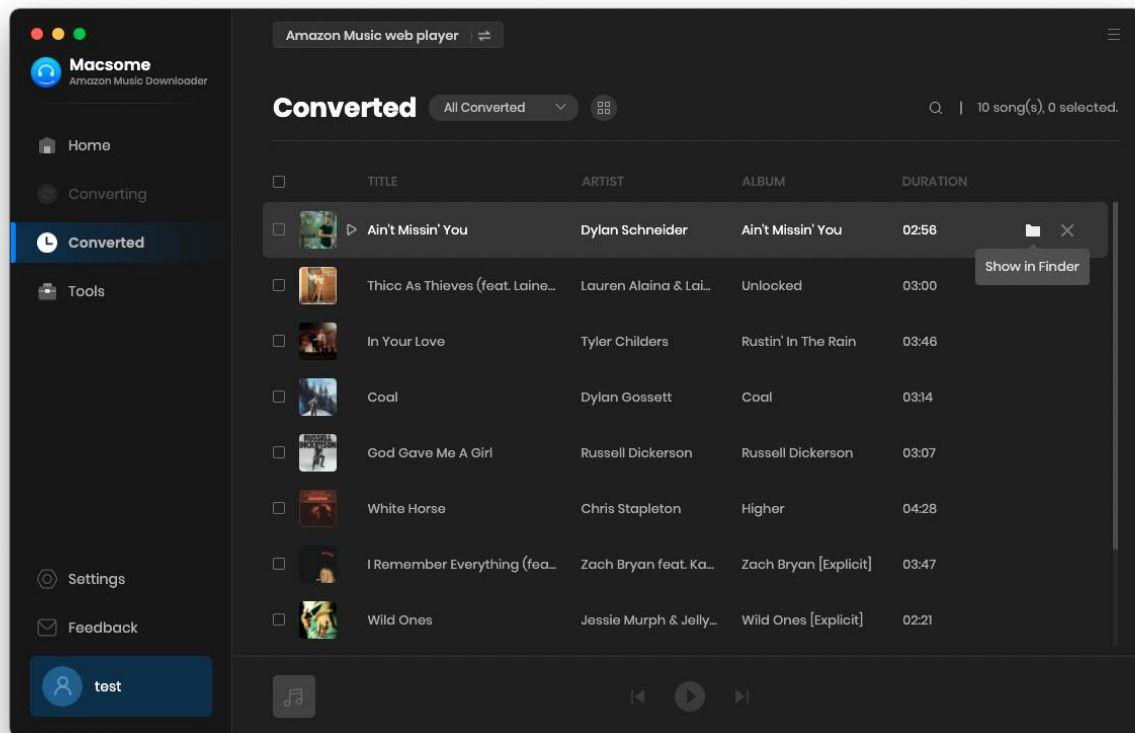
Convert Music Files

After finish customization, just click the **Convert** button to start the converting.

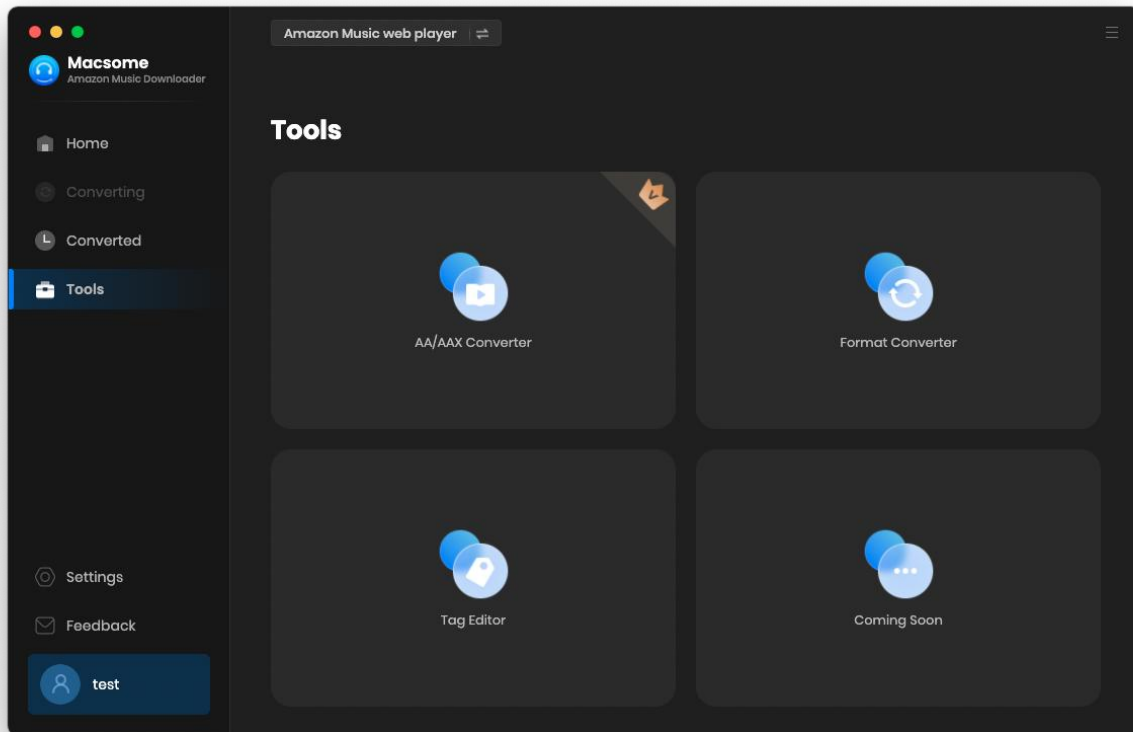


Check Conversion History

Once the conversion is done, you can find the downloaded Amazon Music songs by clicking  **“Converted”** tab on the left or directly going to the output folder you customized in previous step.



Macsome Amazon Music Downloader also offers four useful Tools, including **AA/AAX Converter**(convert local Audible audiobooks to MP3, M4A, and M4B), **Format Converter** (convert local audio files to common audio formats) and **Tag Edit** (edit tag information of local audio files).





Support & Contact

- Support
- Contact Us

Support

For more information, please visit Macsome 's official website!

- **Homepage:** <https://www.macsome.com/>
- **Product Page:** <https://www.macsome.com/amazon-music-downloader/>

If you meet any problem, you may help yourself with Macsome FAQ!

- **FAQ Page:** <https://www.macsome.com/amazon-music-downloader-mac/faqs.html>
- **Support Page:** <https://www.macsome.com/support.html>

Contact Us

If you didn't get the answers from the Homepage, please contact Macsome technical support team for further assistance. Technical support inquiry, suggestion, feedback, proposal, compliments, or even criticism, are all welcome.

We are always ready to service you with prompt and useful email support. We will answer your emails within 24 hours.

Support E-mail: support@macsome.com